

A Lightweight, Robust P2P System to Handle Flash Crowds

Angelos Stavrou*

*Dept. of Electrical Engineering
Columbia University
New York, NY

{angelos,danr}@ee.columbia.edu

Dan Rubenstein*

†IBM T.J. Watson Research Center
Hawthorne, NY

sambits@us.ibm.com

Sambit Sahu†

Abstract

Internet flash crowds (a.k.a. hot spots) are a phenomenon that result from a sudden, unpredicted increase in an on-line object's popularity. Currently, there is no efficient means within the Internet to scalably deliver web objects under hot spot conditions to all clients that desire the object. We present PROOFS: a simple, lightweight, peer-to-peer (P2P) approach that uses randomized overlay construction and randomized, scoped searches to efficiently locate and deliver objects under heavy demand to all users that desire them. We evaluate PROOFS' robustness in environments in which clients join and leave the P2P network as well as in environments in which clients are not always fully cooperative. Through a mix of simulation and prototype experimentation in the Internet, we show that randomized approaches like PROOFS should effectively relieve flash crowd symptoms in dynamic, limited-participation environments.

1. Introduction

Internet Flash Crowds (a.k.a. hot spots) are a phenomenon that result from a sudden, unpredicted increase in an on-line object's popularity. Recent examples include the news pages at www.cnn.com and www.nytimes.com on September 11th and immediately following the plane crash in New York on November 12th. During the very times when content reaches its apex in popularity, it becomes unavailable to the majority of users that seek it.

There are several approaches to remedy the problem. A straightforward but costly approach is to provision accessibility based on peak demand. An alternative approach is

*This material was supported in part by the National Science Foundation under Grant No. ANI-0117738. Any opinions, findings, and conclusions or recommendations expressed in this material are those of the authors and do not necessarily reflect the views of the National Science Foundation.

to dynamically increase server locations of the popular documents. Content distribution companies such as Akamai have identified ways to offload the burden placed on servers to transfer embedded objects. However, to prevent flash crowds from overloading servers with requests for container pages, significant changes must be made to the Domain Name System (DNS) so that clients' initial requests can be also immediately be redirected to available resources.

A third approach is to have the clients form a peer-to-peer (P2P) overlay network that allows those clients that have received copies of the popular content to forward the content to those clients that desire but have not yet received it. In this paper, we describe and evaluate our implementation that applies this third approach on top of overlay topologies generated essentially at random to scalably, reliably deliver content whose popularity exceeds the capabilities of standard delivery techniques. We call this system **PROOFS: P2P Randomized Overlays to Obviate Flash-crowd Symptoms**.

PROOFS is not meant to replace the existing web-based infrastructure that utilizes DNS. It is instead designed to support that infrastructure at times when a flash crowd overwhelms the original architecture's capabilities - an idea similar to that described in [4, 5]. PROOFS consists of two protocols. The first forms and maintains a network overlay that connects the clients that participate in the P2P protocol. The overlay construction is an ongoing, randomized process in which nodes continually exchange neighbors with one another at a low rate. The second protocol performs a series of randomized, scoped searches for objects atop the overlay formed by the first protocol. Objects are located by randomly visiting sets of neighbors until a node is reached that contains the object.

The PROOFS architecture makes two novel contributions to the general field of overlay and P2P networking. First, the distributed protocol that forms the overlay is novel in that we seek to "randomize" the connectivity in the overlay. In particular, we make no effort to connect nodes that are "close" to one another with respect to a distance metric

such as end-to-end delay. While this approach may cause an increase in search times, the randomness of the topology makes the system more robust: if and when nodes join and leave the overlay, little needs to be done to adjust the topology to accommodate the changes in overlay membership. In addition, since a query results in numerous searches performed in parallel, with high likelihood there will be many paths that choose (at random) nodes that are topologically close. Since the time taken to retrieve an object is the minimum time taken by any search path that locates the object, we conjecture that it is highly likely that some path that locates the object will consist mainly of “short” edges, making expected search times low.

The search protocol itself has many similarities to protocols used by applications such as Gnutella and is not strikingly new. However, the second novel contribution of the work is the application of this simple undirected search protocol to satiate flash crowd demand. Unlike the majority of other approaches, PROOFS does not require users to cache copies of objects or pointers to objects outside from what they have explicitly requested. As demonstrated by our analysis in [13], when run atop a randomly-connected overlay, this simple search protocol quickly retrieves “hot” objects with low bandwidth overheads.

We demonstrate the claims above as well as the scalability of the system to thousands of participants by performing the following tasks:

- Through analytical modeling and simulation, we show that the likelihood that the constructed overlay separates a client from reaching a large fraction of other clients is extremely rare, even in the presence of clients dynamically joining and leaving the overlay.
- Through simulation, we show that traffic levels, latency, and connectivity grow in a tolerable manner as a function of the fraction of overlay nodes cease to perform query and object forwarding (i.e., non-cooperative nodes). For instance, we show that *even when up to 70% of the overlay participants refuse to forward queries and deliver the requested object, a query for an object locates the object more than 95% of the time*. In addition, the number of queries transmitted does not even double, and the time taken is slightly more than double the what it is when all overlay participants perform these forwarding tasks.
- We evaluate a prototype implementation on a testbed comprised of end-systems scattered around the world. Although small in scale compared to how we hope the system will eventually be used, the testbed demonstrates that latencies and traffic utilizations by the system are low enough to make the approach feasible in today’s networks.

We note that the search protocol used by PROOFS scales poorly when applied by users searching for “unpopular” content. This is because the fraction of nodes storing copies of a particular item is small, making undirected searches costly both in terms of the number of queries that must be transmitted and in terms of the time taken to retrieve the requested object. Directed search approaches [17, 2, 9, 12] or undirected search approaches with forced caching (users must also cache objects or pointers to objects that they did not explicitly request) [1] are more suitable. However, to scale directed searches to handle flash crowds, it is necessary for nodes along the search path to cache copies of the searched object once found.¹ Furthermore, directed search approaches need to hash all requests for the same object to the same identifier, restricting the types of queries that a user can issue. For instance, it is not clear how the system could be made amenable to temporally restricted queries such as “Locate a copy of object O generated within the last 5 minutes”.

The paper proceeds as follows. In Section 2, we overview related work. Section 3 describes the basic architecture of PROOFS. In Section 4, we evaluate our design’s robustness in the face of dynamic changes to overlay membership and clients who offer limited participation. Section 5 presents experimental results using a prototype version of PROOFS upon the real Internet. We discuss some limitations, future directions, and challenges in Section 6 and conclude in Section 7.

2. Related Work

The idea of flash-crowd alleviation via replication was previously considered in [3]. However, the architecture there involves an elaborate communication and exchange mechanism between servers within the network, having been developed before the notion of peer-to-peer communication gained in popularity. The idea of designing a peer-to-peer system that operates as a “backup” to the existing DNS/Web infrastructure to support loads brought on by flash crowds was recently proposed in [5, 4].

This paper focuses on the robustness of PROOFS in overlays where protocol participants may limit their participation in the protocol. Our main focus here is not to evaluate its scalability as a function of time to recover objects and messages sent throughout the network as the number of participants grows. A thorough investigation of that problem appears in a separate work [13], where we analyze and simulate a discrete-event version of a randomized, scoped search protocol that is the basis of PROOFS. There, we show that upon randomized topologies, such systems can

¹We stress that copies of the objects, and not merely pointers to copies *must* be cached. Otherwise, the small number of locations that store the physical copies will become new bottlenecks of the flash crowd.

effectively scale to overlays that contain millions of participating clients.

Using randomized means to share content among peers has also been considered in mobile environments [8, 7]. However, there the “shape” of the overlay, and therefore the performance of the approach, is a stochastic function of how users move through the system and their transmission limitations. In PROOFS, we can further optimize the overlay, given that we expect that at all times, any pair of participants can communicate directly atop the underlying IP substrate as long as one participant has the identity (e.g., the IP address) of the other.

A significant amount of attention has been paid to second generation P2P architectures such as CAN [9], CHORD [17, 2] and PASTRY [12], in which participants have a sense of direction as to where to forward requests. For unpopular documents, second generation architectures clearly provide benefit over their first generation counterparts in terms of the amounts of network bandwidth utilized and the time taken to locate those documents. However, to be able to handle documents whose popularity suddenly spikes without inundating those nodes responsible for serving these documents, these architectures must implement a caching mechanism that caches the objects, as is proposed in [15]. It is unclear whether the transfer overheads such an approach makes sense in a browser-like environment where clients join and leave the system at high frequency. Last, we suspect that members of the overlay who do not participate fully (e.g., drop requests or refuse to transmit objects) can significantly deteriorate the effectiveness of these approaches.

There has been interesting theoretical work that looks at ways to form “good” topologies for scoped searches. One example is that of [6] which focuses on building randomized topologies with bounds on the overlay graph’s diameter. The procedure is somewhat more complicated and relies on a central server at various points in the algorithm beyond mere bootstrapping. The overlay generation method considered here does not give any such guarantees on overlay graph diameter, though we expect that in practice the diameter will be small. In its current form, the only centralized component of PROOFS is what is used to bootstrap new clients into the overlay. However, other means such as multicast or anycast can be used in place, removing the need for a centralized component. Last, there exists a small body of work that has measured or analyzed existing P2P file sharing systems such as Gnutella and Napster [14, 10, 11].

Last, we suspect that the recent caching approach described in [1] will perform well in a flash-crowd environment. While the caching overheads are unnecessary when it is known that the item being searched for is popular, requiring explicit caching could be used to reduce damage caused by false alarms, where users seek unpopular objects

that they mistakenly believe are inaccessible because of a flash crowd.

3. Design Description

In this section, we describe the application for which the PROOFS system was designed and describe the details of that design. The objective of PROOFS is to provide additional support to the existing web/DNS infrastructure. In particular, our goal is to provide timely delivery of web objects that are stored at locations whose availability is compromised as a result of a heavy request load for the objects.

3.1. PROOFS Design

Here we consider the architectural design of the PROOFS system without attempting to optimize its performance in any way whatsoever, i.e., no functionality is added beyond what is necessary to make it functional and robust. There are two components to the system, the *client* and the *bootstrap server*. From the perspective of PROOFS (without optimizations added), clients are a set of homogeneous end-systems that form the P2P overlay and are used to send searches. Bootstrap servers maintain a finite-sized cache of recent users that have recently joined the overlay, providing a means (prior to hot spot activity) by which clients can learn about and identify other clients in the overlay. In our current implementation (discussed in Section 5, we utilize a single bootstrap server. However, it is easy to extend the system to one that employs several bootstrap servers so that users can join the PROOFS system in environments where bootstrap servers can fail.

Each PROOFS client runs two protocols, `ConstructOverlay` and `LocateObject`. `ConstructOverlay` is responsible for determining which sets of clients a client is permitted to query when searching for objects. `LocateObject` is the protocol that participates in searches upon the overlay network formed by `ConstructOverlay`. `ConstructOverlay` is in essence the passive component, running continually, whereas `LocateObject` runs only when flash crowd phenomena exist within the network. Below, we give brief descriptions of these two protocols. These protocols rely heavily on randomness to be both simple and robust. All communications between clients occur at the IP level, i.e., each client has an IP address and port that it uses to send and receive communications. The underlying routing system is not of concern in this paper.

3.1.1 `ConstructOverlay`

When a client wishes to participate in the PROOFS system, the `ConstructOverlay` protocol first contacts a bootstrap server to obtain a preliminary list of *neighbors* (an IP

address:port combination). A client A 's neighbors are the set of nodes with which it is permitted to initiate contact. Hence, if the P2P overlay is viewed as a graph G in which the set of clients are the nodes, then the neighbor relation is indicated via a directed edge. Because we use directed edges, it is possible for node B to be node A 's neighbor (such that A can initiate contact with B) while A is not B 's neighbor (such that B can only communicate with A directly by responding to A). This set of neighbors is the only state maintained by the `ConstructOverlay` protocol that varies with time. There is a fixed bound, C , on the maximum number of neighbors that a client will maintain.

Clients continually perform what is called a *shuffle* operation. The shuffle is an exchange of a subset of neighbors between a pair of clients and can be initiated by any client. The client C_1 that initiates a shuffle chooses a subset of neighbors of size c that is no larger than the minimum of the bound, C and its current number of neighbors. It selects one neighbor, C_2 from this subset and contacts that neighbor to participate in the shuffle. C_1 sends the subset of neighbors it selected with C_2 removed from the subset and C_1 added. If C_2 accepts C_1 's shuffle, it selects a subset of neighbors from its list of neighbors and forwards this subset to C_1 . Upon receiving each other's subsets of neighbors, C_1 and C_2 update their respective neighbor sets by including the set of neighbors sent to them. The replacement is done according to three rules:

1. No neighbor appears twice within the set.
2. A client is never its own neighbor.
3. If the size of the the neighbor set currently lies below the bound, C , new entries to the neighbor set are added without overwriting previous entries (until the bound reaches C).
4. Neighbors in the neighbor set can only be overwritten (i.e., removed) if they were sent to the other neighbor during the shuffle.

A sample shuffle operation is shown in Figure 1. There, clients are represented by numbered circles. Directed edges indicate the neighbor relation, where an arrow pointing from A to B means that B is a neighbor of A . Neighbors are depicted only for the darkened clients numbered 4 and 10. These nodes start with the set of neighbors depicted in Figure 1(a) and end with the set of neighbors depicted in Figure 1(b).

Note two important points: first, no client becomes disconnected as a result of a shuffle: it simply moves from being the neighbor of one node to being the neighbor of another. Second, if client A is B 's neighbor and B initiates a shuffle with A , then after the shuffle, B is A 's neighbor (i.e., the edge reverses direction).

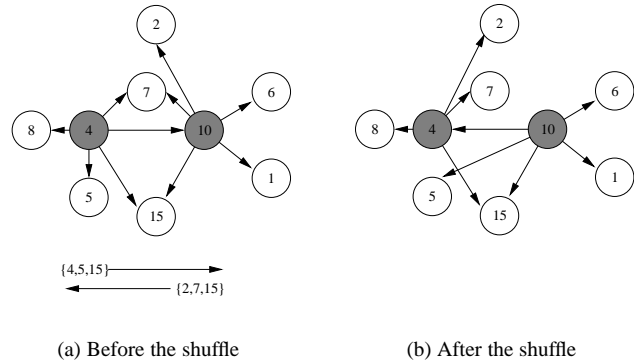


Figure 1. An example of a shuffle operation

In our current implementation, a client waits a random amount of time sampled from an exponential distribution. A shuffle request is only rejected by neighbors that have placed a request to shuffle but have not yet received a response. Upon receiving a rejection (or a timeout), a client continues the process of choosing the next time to initiate the shuffle from a uniform distribution. The rejection must be explicitly acknowledged. Clients that do not respond to shuffle requests are assumed to be inactive (i.e., are no longer part of the overlay) and are removed from the requesting client's neighbor set.

3.1.2 LocateObject

The `LocateObject` protocol is the protocol that attempts retrieval of the desired object by searching among the participating clients that are connected together by the overlay that was constructed using the `ConstructOverlay` protocol. Once a client decides to use `PROOFS` to retrieve an object (how such a decision can be made is discussed in Section 6), a *query* is initiated at the client. A query contains the following information:

- **Object:** a description of the object being searched for.
- **TTL:** a counter that counts the maximum number of additional hops in the overlay that the query should propagate if a copy of the requested object has not been located.
- **fanout:** a value f that indicates to how many neighbors a client should forward a query that it has received when it does not have a copy of the requested object (assuming the TTL has not expired).
- **Return Address:** the address of the client that initiated the query such that once a suitable object is located, it can be returned directly.

When a client receives a query or initiates a query from another client, it first checks to see if it contains a copy of the requested object. If so, it forwards the object to the return address specified in the query. Otherwise, it decrements the TTL of the query, and if the TTL is non-negative, randomly selects f neighbors from its neighbor set and forwards the query with the decremented TTL to those neighbors. Neighbors that receive the query are expected to acknowledge receipt by sending an ACK packet back to the client that forwarded the query. If no ACK is returned from a client then another client is selected at random and the query is instead forwarded to that client.

If a client that initiates a query does not receive a copy of requested object after a certain period of time, the client assumes that no clients reached by the query had a copy of the object and repeats the query. Currently, we increment the TTL value by one each time a query fails until reaching a given value.

4. Robustness

In this section, we evaluate the robustness of PROOFS. In particular, we investigate the design’s robustness as a function of the following networking phenomena:

- **Joins/Leaves:** One expects that over time, clients will join and leave the overlay, and that clients may leave without warning or notification. We show via simulation that the majority of clients can still reach a very large fraction of clients in the overlay even when join and/or leave rates are extremely high.
- **Pseudo-participants:** There may exist clients that wish to retrieve objects using the PROOFS system but wish to limit participation assisting other clients within `LocateObject`. Clients that do not participate in the `ConstructOverlay` Protocol maintain a fixed set of neighbors throughout the duration of their session. This limits their own ability to retrieve content as some of these neighbors may leave the system.² We show that, even with up to 80% of clients limiting their participation, our design maintains acceptable traffic levels and times for object delivery.

4.1. Handling Dynamic Joins and Leaves

We now evaluate via simulation the likelihood of a partition for the case where clients dynamically join and leave the PROOFS system. Clearly, one can construct sample paths of joins and leaves that cause a partition in the underlying directed graph. In each simulation, an upper bound,

²Note that under the bootstrapping process, these nodes are assigned as neighbors to other nodes and remain as parents until explicitly removed.

N , is placed on the number of clients participating in the overlay. These clients join and leave the overlay, each client’s join and leave times are exponentially distributed with rates of λ and μ , respectively. Each client initiates shuffles where the time between these initiations is exponentially distributed with mean rate 1. In these experiments, when clients leave the overlay, there are no explicit attempts to self-heal the overlay, i.e., edges that pointed to clients since departed subsequently point to nowhere until the client returns. Upon their return to the overlay, a client contacts the bootstrap server of its arrival and obtains a new list of neighbors. We varied the likelihood with which a client would inform the bootstrap server of its departure from the overlay. However, we found this announcement to have negligible impact on performance, so results presented here are only for the case where clients *do not* inform the bootstrap server of their departures.

During a simulation, we sample the status of the overlay at an average rate of $1/N$, with the time between samples drawn from an exponential distribution. We collect 1200 samples and discard the first 200 to allow the experiment time to converge toward a steady state. By PASTA, the fact that the times between samples are exponentially distributed guarantees that the samples reflect steady-state behavior.³

During each sample, for each active client \mathcal{C} (currently joined to the overlay), we computed the fraction of other active clients that can be reached by \mathcal{C} via some path along a sequence of directed edges within the overlay graph. We call this quantity the *reachability* of \mathcal{C} . During each sample, we compute the minimum, mean, median, and maximum reachability over all active clients. Table 1 lists the set of parameters varied during experiments as well as the values to which the different parameters were set.

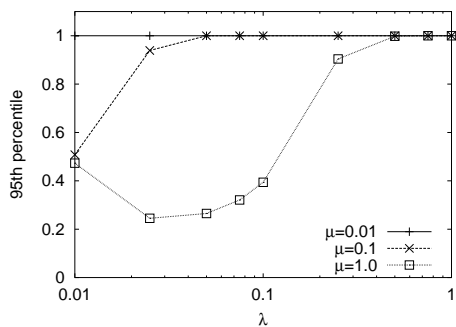
Table 1. Parameters varied for partition simulations

# clients	50,100,500,1000,2000
client neighborhood size	5,10,25,50
λ	0.01 through 1
μ	0,0.01,0.1,1
shuffle size	2,5,10
bootstrap server cache	5, 10, 50, 100

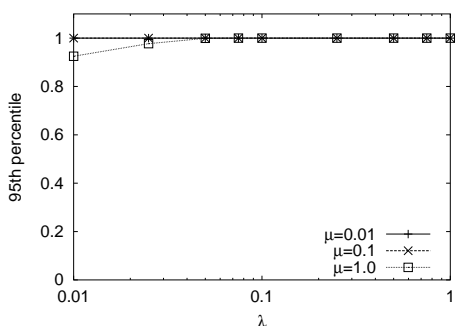
4.1.1 Results

Figure 2 presents results for experiments in which $N = 2000$ clients formed the overlay, each with a bound of 25

³This of course assumes that the system has reached steady state by the 200th sample.



(a) minimum



(b) average

Figure 2. 95% bounds on reachability

on the size of its neighbor set. The shuffle size is set to 5 and bootstrap cache size is set to 25. Figure 2(a) plots, as a function of λ and μ , the level of reachability that is exceeded in at least 95% of the samples by *all* clients. In other words, fewer than 1 of 20 samples should contain a client whose reachability is lower than the values plotted in the figure. λ is varied on the x -axis with the different curves plot the results for differing values of μ . Figure 2(b) is similar to Figure 2(a) except that the average reachability is used in place of the minimum reachability.

We see at least 95% of the time, the average reachability equals one (all clients are able to reach all other active clients). A client with the minimum reachability within a sample can drop as low as 20%, which means that a client's query can reach at most 400 of the 2000 clients participating in the system. We emphasize that these plots are based on the reachability of the client with lowest reachability at each sample. A single client remains "the worst" for short periods of time and so an individual client's average reachability is much higher than what is plotted here. In addition, we note that low levels of reachability occur only in extreme

cases where the expected time for which a client remains in the system is 50 times smaller than the expected time for which the client is exited from the system. Note that such a ratio corresponds to a scenario in which clients that use web browsers twice a day run the browser on average for less than 15 minutes per sitting. This makes these high ratios unlikely in practice. We therefore expect under realistic conditions, reachability will be high for all active clients at all times.

We now discuss the case where the set of clients are fixed is covered by setting $\mu = 0$ (clients join and never leave). We omit the plots since they overlap with the case where $\mu = 0.01$. In summary, in our experiments with $\mu = 0$, client reachability dipped below 1 less than 5% of the time, and never dipped below 0.95.

We have also evaluated the impact that neighborhood size has on minimum reachability. Due to lack of space, we simply summarize our finding that increasing neighborhood size greatly increases the minimum reachability in the overlay graph when $\lambda \ll \mu$.

We conclude the examination of the reachability within overlays generated by the shuffling algorithm by noting that we have examined the algorithm in an environment where we make no explicit attempts to repair partitions. In practice, it would be simple if desired to add an additional mechanism to explicitly perform repairs. For instance, a client, upon detecting an unresponsive neighbor could remove the neighbor from its neighbor set and shuffle with an active neighbor to replenish its neighbor set. On the rare occasions that a client finds itself partitioned or unable to increase its neighborhood to the desired size by shuffling can contact the bootstrap server to obtain a fresh set of neighbors. Such types of mechanisms would reduce the likelihood of partitioning, improving reachability, if deemed necessary.

4.2. Non-cooperating clients

We now turn our attention to evaluating the robustness of PROOFS as we vary the level of participation of clients within protocol `LocateObject`. Because PROOFS is designed to run on users' desktop machines, we must account for the fact that not all clients will be willing to fully participate. In some cases, clients may even attempt to deceive others about their levels/ability to participate [14]. Often, the ability to adjust the level of participation is a feature in file-sharing systems. We introduce three basic means by which a client can limit its participation in PROOFS:

- **Query-only:** a query-only client will act as though it has not received a copy of the object. However, the client will forward queries further in the normal fashion (forwarding the query to f neighbors after decrementing the TTL as long as the TTL is larger than 0.)

- **Tunneling:** upon receiving a query, a tunneling client selects a single neighbor and forwards the query to the neighbor with a decremented TTL.⁴
- **Mute:** a mute client drops all queries it receives without notifying other clients of this behavior. We assume that other clients are not aware that a given client is mute and therefore no action is taken to compensate for mute clients.

Using discrete-event simulation, we evaluate the performance of PROOFS as a function of the number of messages transmitted to each client⁵ and the average time taken for a client to receive the requested object. In these simulations, time is measured in *hops*: the time for a client to communicate with another client (i.e., forward a query) takes a single time unit. A client can transmit an unlimited number of queries to neighboring clients within the same time unit.

Following the lead of [13], we evaluate these measures of performance using two different client arrival processes that determine the proximity in time with which clients become interested in the “hot” object and initiate queries. In the **isolated** arrival process, only one client is interested at any given time. A client’s search for the object must complete before the next client’s search commences. In the **joined** arrival process, the times at which client searches are initiated follow the distribution of a branching process. This is implemented by probabilistically initializing a client’s search that has not yet begun at each time unit. The probability for time unit t is $p + q^{n(t)}$, where p and q are constant and $n(t)$ is the number of clients that had been initiated by time unit $t - 1$. This emulates a scenario where a client self-initializes with probability p or is “told” about the object by each other client that has already started its search independently with probability q . In our experiments, we set $p = 0.001$ and $q = 0.01$.

We begin by considering the fraction of searches that fail to locate a copy of the desired object. As the fraction of clients that are willing to forward queries or return copies of objects decreases, the likelihood of a search failing increases. Figures 3 and 4 plot results of simulations using the isolated arrival process. In both figures, the x -axis indicates the fraction of clients that are non-participants. The type of non-participants (query-only, tunneling, or mute) is indicated by the different bars in Figure 3 and different curves in Figure 4. When $x = 0$, all clients are “behaving” following the basic rules of the protocol. Here, the overlay used to generate these plots contains 1000 clients,

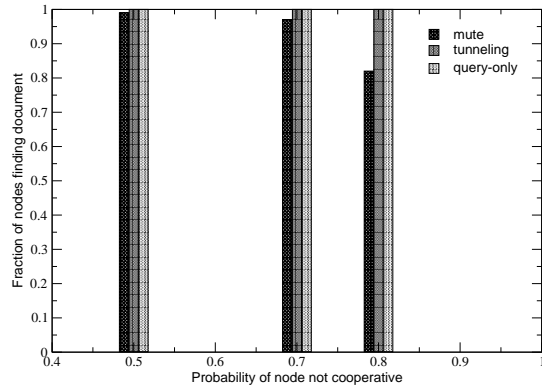


Figure 3. Non-cooperation search completion rates: Isolated arrival process

each with a neighbor set of size 25. The fanout, f , used here is 5. Each point plotted is the average of 300 runs. When shown, 95% confidence intervals are generated from 20 samples that average 15 data points at a time (such that each sample is drawn from a distribution that is approximately normal).

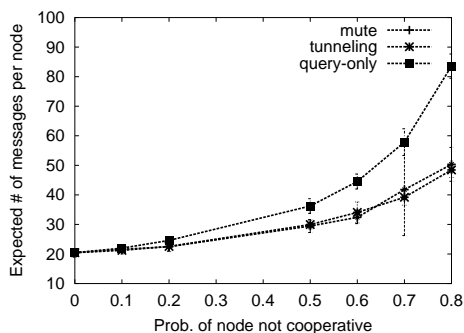
Figure 3 illustrates the fraction of clients that locate a document as a function of the fraction of non-cooperative clients. Those clients who limit their participation all do so in an identical fashion: the different curves indicate the type. We see that even when the fraction of non-cooperating clients is as high as 0.5, all clients’ queries are successful when the non-cooperation type is query-only or tunneling. When the type is mute, a client’s query is successful 99.5% of the time. We also observe that the fraction of clients that find the document does not degrade as the fraction of non-cooperating clients increases further with the exception of the mute type of non-cooperation. There, fewer than 20% of searches fail to locate the object.

Figure 4 plots the average number of messages per client and average time units required using the isolated arrival process. *We emphasize that this is the expected number of messages that each client expects to receive so that the desired object can be delivered to all 999 other clients (including itself) to obtain a copy of the object.* It is also the expected number of messages that each client must send for this purpose.⁶ such From Figure 4(a) we observe that when

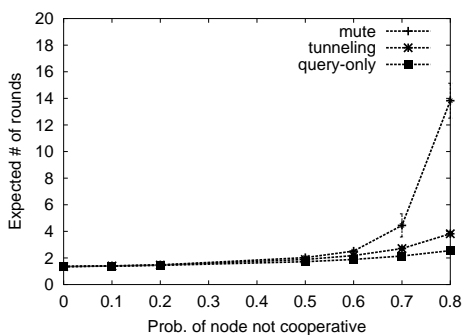
⁴Our original intention was to not decrement the TTL but this created large bandwidth overheads as the number of limited-participation clients was large.

⁵A subtle point should be made here that the average number of queries received equals the average number of queries sent (since every query that leaves a client must arrive at another client).

⁶This seems somewhat counter-intuitive at first, since a client typically sends f messages for each message received. However, there are occasions when the TTL reaches 0 at the client such that it forwards nothing when it receives a message. The observation is proved by noting that each message



(a) average number of messages



(b) average number of time units

Figure 4. Non-cooperation overhead: Isolated arrival process

the fraction of non-cooperating clients is 0.5, the average number of messages does not even double. In fact, for mute and tunneling types, levels of traffic increase by only 50%. We see that types tunneling and mute have less of an impact on traffic than does type query-only. We note a rather large confidence intervals at $x = 0.7$ for the mute type. These are a result of the small number of searches that do not locate the object because no path exists through non-mute clients to the object. This creates a small set of searches that use a significantly larger amount of traffic.

Figure 4(b) plots the average number of time units taken for a client to retrieve the object. We observe here that types query-only and tunneling cause minimal increases in search times. The mute type causes a minimal increase when the fraction non-cooperating clients falls below 0.6. However, the time increases dramatically once this fraction is passed.

We ran similar experiments for the case where clients initiated queries according to the joined arrival process. There,

sent by a client is received by another.

we observe similar trends in both the average number of messages and the average number of time units. The only difference is that the averages are slightly (no more than 20%) higher than for the isolated arrival process.

We have also examined the effect of non-cooperative users as we vary the size of each user’s neighbor set. Due to lack of space, these results are relegated to [16].

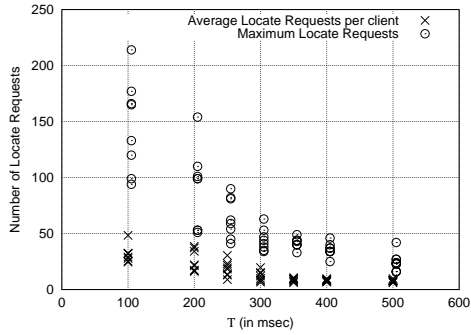
In summary, these simulation results indicate that PROOFS is robust in overlays even when the fraction of clients that are non-cooperative 0.5.

5. Experiments

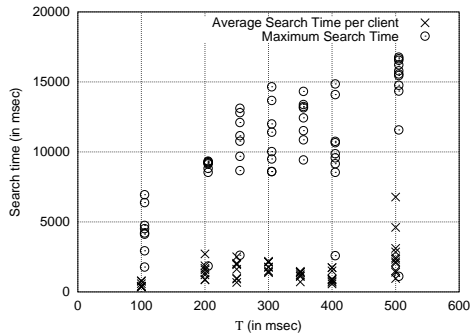
In this section, we present results of our use of an experimental prototype within a wide-area network setting. Our experimental testbed consists of a variety of machines gathered at the following academic institutions around the globe: MIT(MA), USC(CA), Columbia (NY), UCL (London), GeorgiaTech (GA), UKentucky (KY), NTUA (Athens, Greece), UNC (NC), CMU (PA), UCSD (CA), UDelaware (DE), UMass (MA), UWisconsin (WI), UoA(Athens, Greece), UMN (Minnesota), and University of Maryland (MD). The hosts yielded a heterogeneous mix of operating systems (mostly Linux and Solaris), bandwidth capabilities, processor speeds and memories.

Our goal was to examine PROOFS within a wide scale experiment containing thousands of participating clients. However, doing so would have overloaded the small number of distributed machines to which we had access. To generate more participants, multiple clients (between 5 and 15) were assigned to a single machine as separate processes. Since a client’s neighbors are assigned randomly via the shuffling process, the selection of neighbors is not biased by their network or physical proximity. Hence, the only effect that this artificial proximity has on the experiments is that approximately $1/n$ th of the time, the end-to-end transmission delay between pairs is smaller than would be expected in practice, where n is the number of hosts.

Our prototype is a multi-threaded Java executable that uses TCP sockets to form and maintain connections between neighbors in the overlay. We selected Java because of its inherent portability to all the machines, though the executable code is slower than what can be achieved by coding in C. By using TCP sockets, we did not need to concern ourselves with handling lost transmissions within the network. When a client shuffles a neighbor away, it closes the TCP socket that leads to the departed neighbor. When a client is informed of a new neighbor (during a shuffle) it then initiates a TCP connection with that neighbor. We also implemented a bootstrap server to provide the clients with a valid sets of neighbors during their startup. In all experiments, the times at which each client initiates shuffle operations are exponentially distributed with an expected time of



(a) Traffic Levels



(b) Delivery Time

Figure 5. Experiments with 180 clients, simultaneous searches

two minutes between shuffle initiations. We let the shuffling proceed for a half hour before initiating our experiments to give the overlay time to “randomize” itself.

Figure 5 plots results of 8 experiments using an overlay consisting of 180 clients with a neighbor set size of 15. In each experiment, a single client starts with a copy of the object. All other clients simultaneously search for that object using a fanout $f = 2$. Figure 5(a) plots, for each experiment, the average number of query requests received by each client, as well as the maximum number of requests received over all clients. On the x -axis, we vary \mathcal{T} , where a client waits $\mathcal{T}t$ milliseconds after initiating a query with TTL t before initiating its next query (the maximum values are shifted slightly to the right to more easily distinguish between average and maximum points). Figure 5(b) plots the corresponding average and maximum times taken from the time that a client’s search is initiated to the first time that the client retrieves the object (since multiple copies can be returned due to the parallel nature of the search).

We see that by setting \mathcal{T} to small values, the expected

time to delivery is reduced. However, there can be substantial increases in traffic levels due to premature transmission of queries (before previous queries have had a chance to complete). We see that for values of $\mathcal{T} > 300$, average traffic levels are approximately the same, with each client receiving on average fewer than 25 queries to allow all clients to obtain the content. This follows from our observation that typical response times to queries varied between 100ms and 350ms. The results indicate that a client should give ample time for a query to complete its search before starting another.

These experiments demonstrate that (admittedly, on a smaller scale), PROOFS can retrieve popular objects in an efficient fashion. The time between queries should be no less than 250 msec, giving ample time for the large majority of queries to reach their intended destinations.

6. Discussion

The appeal of PROOFS is the simplicity, scalability, and robustness of its basic architecture. The fact that often nodes receive redundant copies of queries does increase the levels of traffic it adds to the network. However, this redundancy proves to be helpful in naturally prevent partitions and allows the system to operate effectively even when a large fraction of clients limit their participation.

While we have demonstrated PROOFS’ ability to scalably and robustly deliver objects under heavy demand, we have not evaluated the potential damages to the network via misuse or intentional abuse. PROOFS’ scalability relies on the fact that the object a client searches for is also being searched for by many other clients in the network. In practice, it is necessary to limit the amount of flooding caused by searches that are not looking for popular content. We envision two simple ways to control such flooding.

One way is to place limits on the rate at which clients are willing to service queries. If all clients bound the rate at which they process queries by some fixed r , then each client can only inject queries into the network at a maximum rate of fr (the rate can be lower due to queries for which a copy of the object can be returned). Another way is to place limits on the maximum TTLs for queries. Large TTLs are required when few clients are searching for an object so that their queries cover the majority of nodes in the overlay. In contrast, when numerous clients search for a common object, repeated searches with small TTLs will spread the objects around the overlay quickly as a result of the overlay’s randomly connected structure. Hence, the number of small scoped searches that find the object is expected to grow exponentially with time. This rate limiting reduces the usefulness of PROOFS under non-flash crowd conditions, but we expect will not significantly affect performance during actual flash crowds.

We have demonstrated that PROOFS can provide robust performance in delivering hot objects as long as some node in the overlay contains a copy of the sought after object. PROOFS can incur significant overheads when used to search for an object that is not “hot” or is unavailable within the P2P network. For the former case, we are investigating mechanisms that can be used to predict the “heat” of an object. The latter remains an open problem, not only in PROOFS, but in all P2P search protocols.

7. Conclusion

We have presented PROOFS, a system designed to deliver objects whose servers of origins are experiencing flash crowd conditions. The system uses overlays that are formed via a distributed shuffling procedure such that neighbors are selected at random. Randomized, scoped, flooding searches are then used by clients upon the overlay to locate the object that cannot be retrieved from the overwhelmed server. We have shown via a mix of theoretical results, simulation, and experimentation that by relying on randomness, PROOFS can achieve low latency delivery utilizing modest traffic levels, even when membership to the overlay changes dynamically with time and when there exist members that limit their participation in the system.

References

- [1] E. Cohen and S. Shenker. Replication Strategies in Unstructured Peer-to-Peer Networks. In *Proceedings of ACM SIGCOMM'02*, Pittsburgh, PA, August 2002.
- [2] F. Dabek, F. Kaashoek, R. Morris, D. Karger, and I. Stoica. Wide-Area Cooperative Storage with CFS. In *Proceedings of ACM SOSP'01*, Banff, Canada, October 2001.
- [3] K. Kong and D. Ghosal. Mitigating Server-Side Congestion in the Internet through Pseudoserving. *Transactions on Networking*, 7(4), August 1999.
- [4] V. Padmanabhan and K. Sripanidkulchai. The Case for Cooperative Networking. In *Proceedings of IPTPS'02*, Cambridge, MA, March 2002.
- [5] V. Padmanabhan, H. Wang, P. Chou, and K. Sripanidkulchai. Distributing Streaming Media Content Using Cooperative Networking. In *Proceedings of NOSSDAV'02*, Miami Beach, FL, May 2002.
- [6] G. Pandurangan, P. Raghavan, and E. Upfal. Building Low-Diameter P2P Networks. In *42nd Symposium on Foundation on Computer Science (FOCS'01)*, Las Vegas, NV, October 2001.
- [7] M. Papadopouli and H. Schulzrinne. Design and Implementation of a Peer-to-Peer Data Dissemination and Prefetching Tool for Mobile Users. In *Proceedings of the First NY Metro Area Networking Workshop*, March 2001.
- [8] M. Papadopouli and H. Schulzrinne. Effects of Power Conservation, Wireless Coverage and Cooperation on Data Dissemination among Mobile Devices. In *7th Annual Int. Conf. Mobile Computing and Networking (ACM SIGMOBILE)*, Rome, Italy, July 2001.
- [9] S. Ratnasamy, P. Francis, M. Handley, R. Karp, and S. Shenker. A Scalable Content-Addressable Network. In *Proceedings of ACM SIGCOMM'01*, San Diego, CA, August 2001.
- [10] M. Ripeanu and I. Foster. Peer-to-Peer Architecture Case Study: Gnutella Network. Technical report, University of Chicago, TR-2001-26, July 2001.
- [11] J. Ritter. Why Gnutella Can't Scale. No, Really, February 2001. Available from <http://www.monkey.org/~dugsong/mirror/gnutella.html>.
- [12] A. Rowstron and P. Druschel. Storage Management and Caching in PAST, A Large-scale, Persistent Peer-to-peer Storage Utility. In *Proceedings of ACM SOSP'01*, Banff, Canada, October 2001.
- [13] D. Rubenstein and S. Sahu. An Analysis of a Simple P2P Protocol for Flash Crowd Document Retrieval. Technical report, Columbia University, November 2001.
- [14] S. Saroiu, P. Gummadi, and S. Gribble. A Measurement Study of Peer-to-Peer File Sharing Systems. Technical report, University of Washington, UW-CSE-01-06-02, July 2001.
- [15] T. Stading, P. Maniatis, and M. Baker. Peer-to-Peer Caching Schemes to Address Flash Crowds. In *Proceedings of IPTPS'02*, Cambridge, MA, March 2002.
- [16] A. Stavrou, D. Rubenstein, and S. Sahu. A Lightweight, Robust P2P System to Handle Flash Crowds. Technical report, Columbia University Dept. of Electrical Engineering Technical Report EE020321-1, February 2002.
- [17] I. Stoica, R. Morris, D. Karger, F. Kaashoek, and H. Balakrishnan. Chord: A Scalable Peer-To-Peer Lookup Service for Internet Applications. In *Proceedings of ACM SIGCOMM'01*, San Diego, CA, August 2001.