

TEACHER REPORT

Name of Teacher	Leong Wing Lup, Ben
Course	CS2109S-Introduction to AI and Machine Learning (TUTORIAL)
Academic Year/Sem	2023/2024 - SEM 1
Department	COMPUTER SCIENCE
Faculty	SCHOOL OF COMPUTING

Raters	Student
Responded	11
Invited	18
Response Ratio	61%

Note:

Class Size = Invited; Response Size = Responded; Response Rate = Response Ratio

A. GUIDELINES FOR INTERPRETING THE REPORT

The teacher evaluation report is for developmental purposes and is meant to help identify strengths and areas for improvement. Please consider the following recommendations that will aid in interpreting the results:

1. Examine the report by taking note of patterns in order to consider how best to act on the feedback your students have taken the time to provide. Use the reflection section at the end to reflect upon how you might act on the feedback.
2. These evaluations stem from student perception and thus constitute one source of evidence among others as to the quality of your teaching. Any response to the feedback should be based on the most representative results rather than on outlying responses.
3. Upon getting a general sense as to what has gone well, and which areas may require attention and improvement, it is important to drill down to the related questions. These questions can help guide future action if feedback from students suggest areas for improvement.
4. Keep both the likert scale and written comments in mind while reading through the report. High scores (4+) suggest student consensus indicating a strength. On the other hand, low scores (2-) should be considered as an area that requires immediate developmental focus based on student feedback.

B. NOMINATION FOR TEACHING AWARDS

	Response Count
I would like to nominate Leong Wing Lup, Ben for teaching awards	2

Comment
- caring and helpful teacher, great at explaining everything
- He is really good

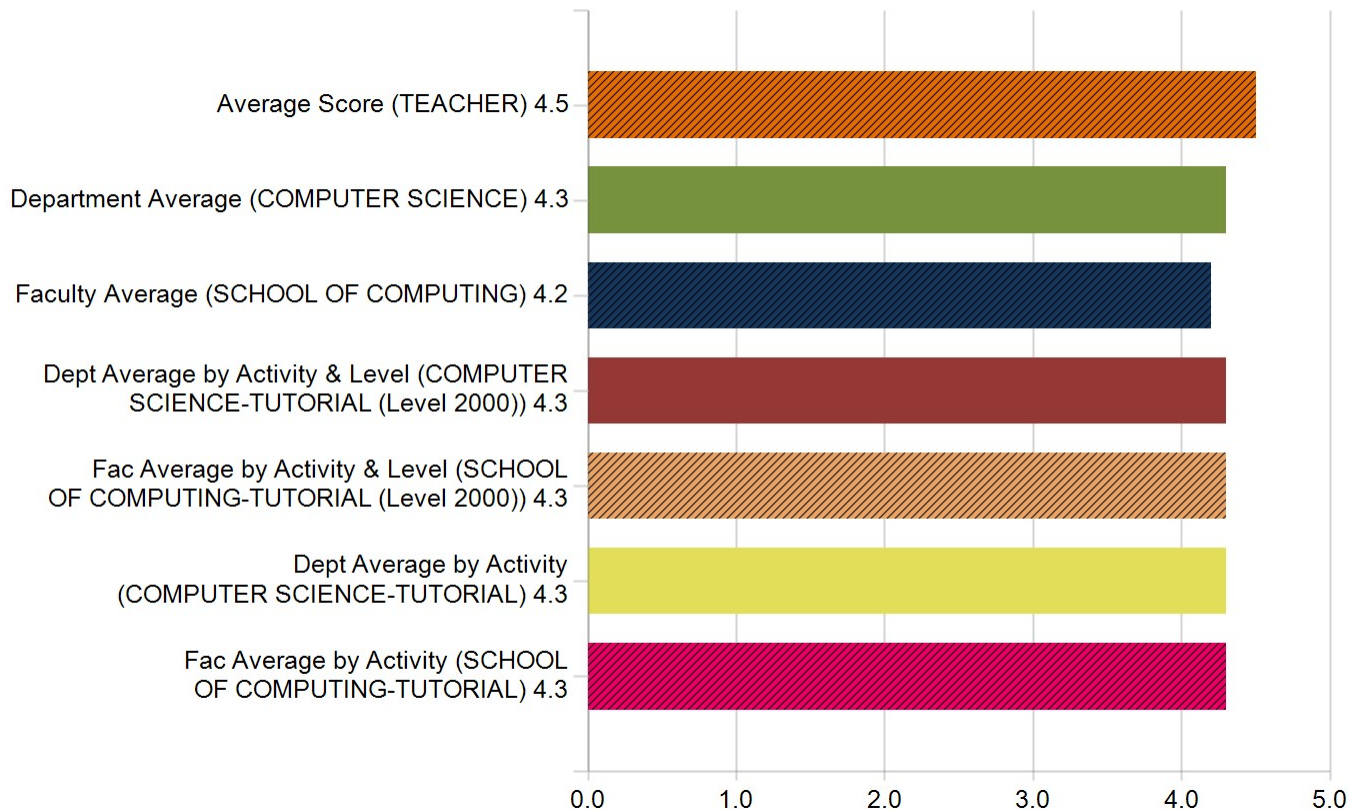
C. STUDENT FEEDBACK SCORES

(i) Rating Score

Question	Average Score (TEACHER)		Department Average (COMPUTER SCIENCE)		Faculty Average (SCHOOL OF COMPUTING)	
	Mean	Standard Deviation	Mean	Standard Deviation	Mean	Standard Deviation
Overall, the teacher is effective.	4.5	0.5	4.3	0.8	4.2	0.8

Question	Average Score (TEACHER)	Dept Average by Activity & Level (COMPUTER SCIENCE-TUTORIAL (Level 2000))	Fac Average by Activity & Level (SCHOOL OF COMPUTING-TUTORIAL (Level 2000))	Dept Average by Activity (COMPUTER SCIENCE-TUTORIAL)	Fac Average by Activity (SCHOOL OF COMPUTING-TUTORIAL)
	Mean	Mean	Mean	Mean	Mean
Overall, the teacher is effective.	4.5	4.3	4.3	4.3	4.3

Overall, the teacher is effective



Question	Average Score (TEACHER)		Department Average (COMPUTER SCIENCE)		Faculty Average (SCHOOL OF COMPUTING)	
	Mean	Standard Deviation	Mean	Standard Deviation	Mean	Standard Deviation
The teacher has enhanced my thinking ability.	4.6	0.5	4.3	0.8	4.2	0.8
The teacher provided timely and useful feedback.	4.5	0.5	4.2	0.8	4.2	0.8
The teacher has increased my interest in the subject.	4.4	0.7	4.2	0.9	4.2	0.9
Average of Q1-Q3	4.5	0.6	4.2	-	4.2	-

Question	Average Score (TEACHER)	Dept Average by Activity & Level (COMPUTER SCIENCE-TUTORIAL (Level 2000))	Fac Average by Activity & Level (SCHOOL OF COMPUTING-TUTORIAL (Level 2000))	Dept Average by Activity (COMPUTER SCIENCE-TUTORIAL)	Fac Average by Activity (SCHOOL OF COMPUTING-TUTORIAL)
	Mean	Mean	Mean	Mean	Mean
The teacher has enhanced my thinking ability.	4.6	4.3	4.3	4.3	4.3
The teacher provided timely and useful feedback.	4.5	4.3	4.3	4.3	4.3
The teacher has increased my interest in the subject.	4.4	4.3	4.2	4.2	4.2
Average of Q1-Q3	4.5	4.3	4.3	4.3	4.3

Department Specific Questions

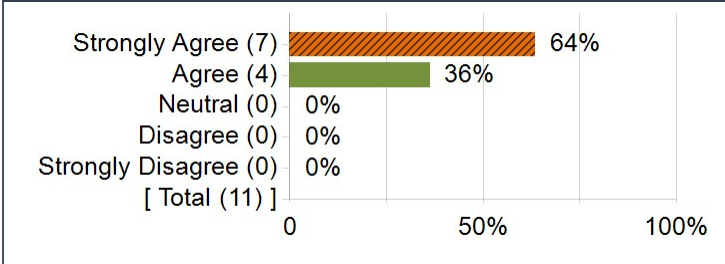
Question	Average Score (TEACHER)		Department Average (COMPUTER SCIENCE)	
	Mean	Standard Deviation	Mean	Standard Deviation
The teacher engaged me in useful interactions that have enhanced my learning.	4.5	0.5	4.2	0.8

Question	Average Score (TEACHER)		Department Average (COMPUTER SCIENCE)	
	Mean	Standard Deviation	Mean	Standard Deviation
The teacher's attitude and approach encouraged me to think and work in a creative and independent way.	4.5	0.5	4.2	0.8

Question	Average Score (TEACHER)		Department Average (COMPUTER SCIENCE)	
	Mean	Standard Deviation	Mean	Standard Deviation
The teacher cares about student development and learning.	4.4	0.7	4.3	0.8

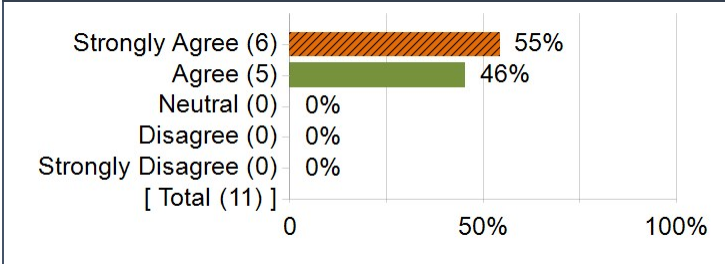
(ii) Distribution of Responses and Additional Statistics

1. The teacher has enhanced my thinking ability.



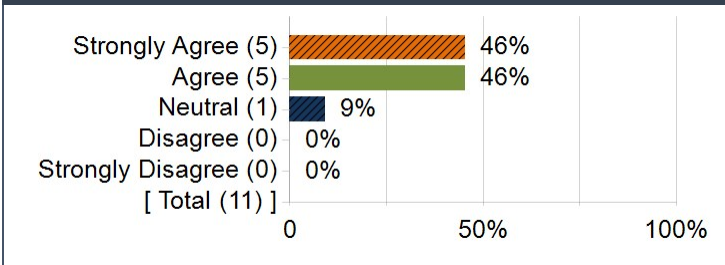
Statistics	Value
Response Count	11
Mean	4.6
Median	5.0
Mode	5
80th Percentile	5.0
Standard Deviation	0.5
Positive Feedback	100%

2. The teacher provided timely and useful feedback.



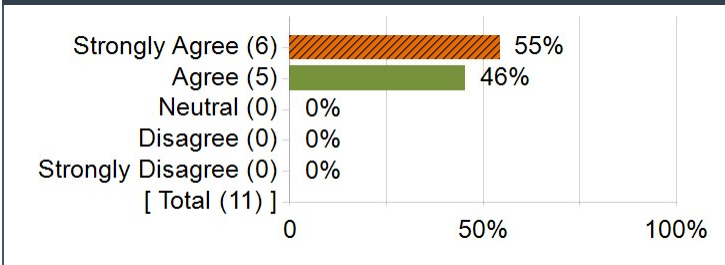
Statistics	Value
Response Count	11
Mean	4.5
Median	5.0
Mode	5
80th Percentile	5.0
Standard Deviation	0.5
Positive Feedback	100%

3. The teacher has increased my interest in the subject.



Statistics	Value
Response Count	11
Mean	4.4
Median	4.0
Mode	5, 4
80th Percentile	5.0
Standard Deviation	0.7
Positive Feedback	91%

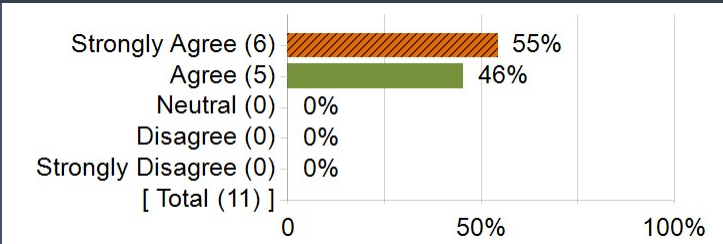
4. Overall, the teacher is effective.



Statistics	Value
Response Count	11
Mean	4.5
Median	5.0
Mode	5
80th Percentile	5.0
Standard Deviation	0.5
Positive Feedback	100%

The teacher engaged me in useful interactions that have enhanced my learning.

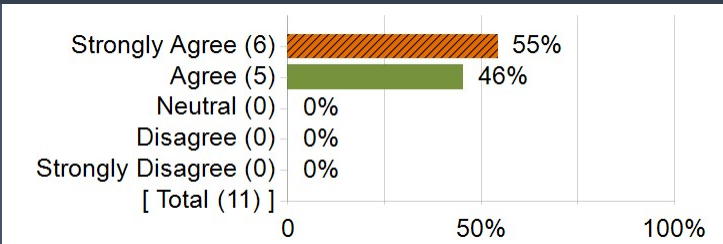
The teacher engaged me in useful interactions that have enhanced my learning.



Statistics	Value
Response Count	11
Mean	4.5
Median	5.0
Mode	5
80th Percentile	5.0
Standard Deviation	0.5
Positive Feedback	100%

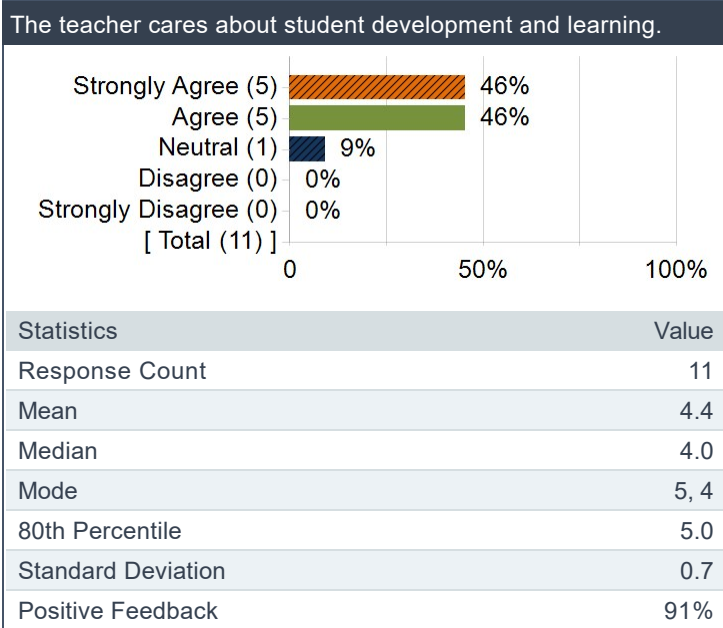
The teacher's attitude and approach encouraged me to think and work in a creative and independent way.

The teacher's attitude and approach encouraged me to think and work in a creative and independent way.

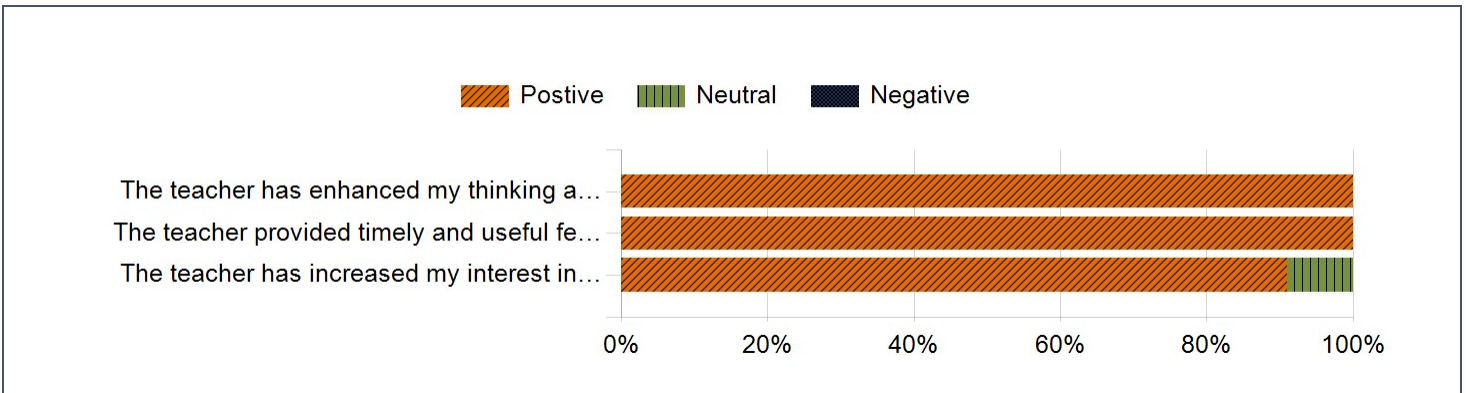


Statistics	Value
Response Count	11
Mean	4.5
Median	5.0
Mode	5
80th Percentile	5.0
Standard Deviation	0.5
Positive Feedback	100%

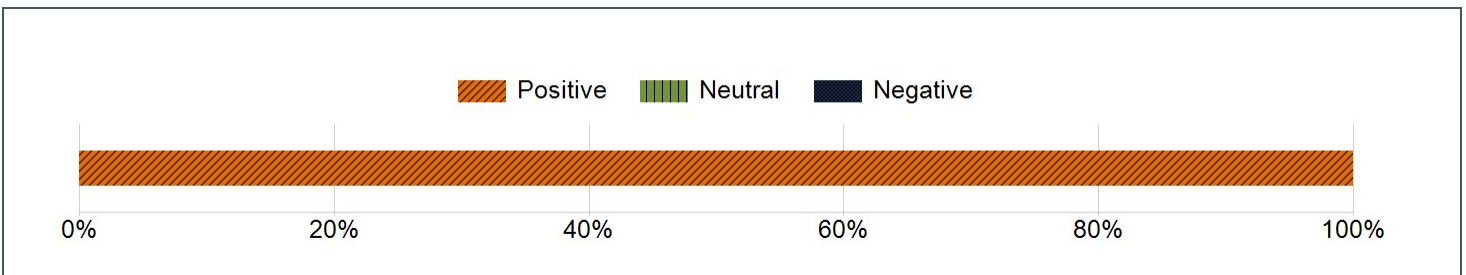
The teacher cares about student development and learning.



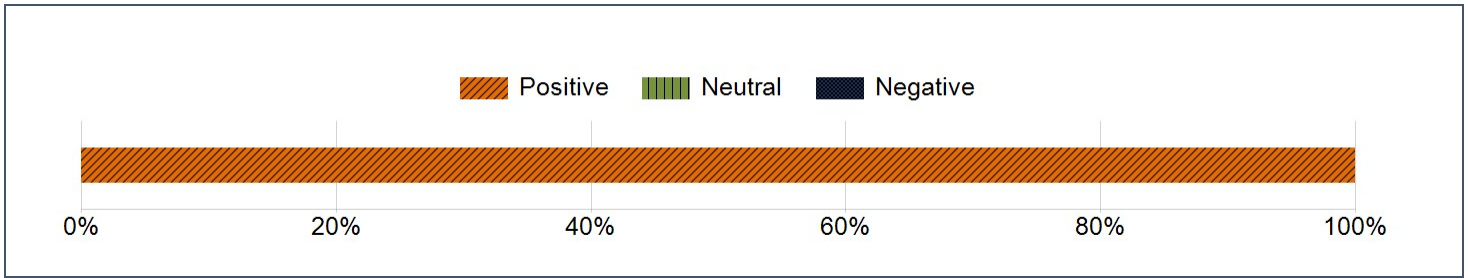
(iii) Scale Distribution of Responses



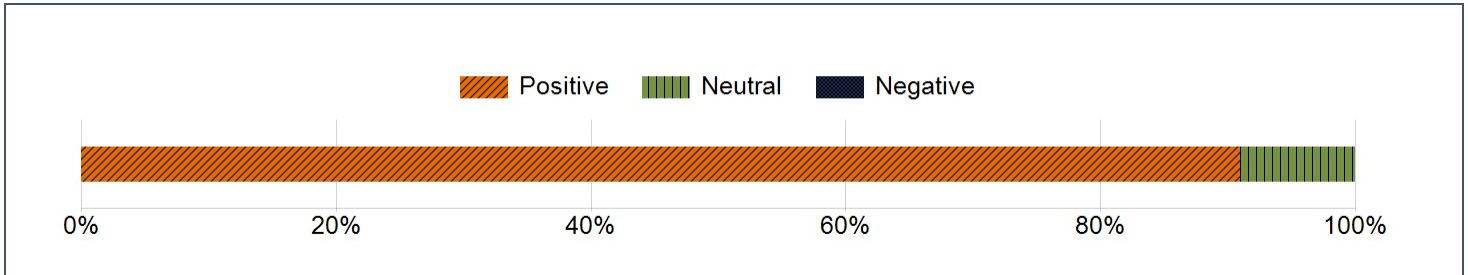
The teacher engaged me in useful interactions that have enhanced my learning.



The teacher's attitude and approach encouraged me to think and work in a creative and independent way.



The teacher cares about student development and learning.



(iv) Rating Scores vs. Gender

Question	M	F	Overall
The teacher has enhanced my thinking ability.	4.7	4.5	4.6
The teacher provided timely and useful feedback.	4.6	4.5	4.5
The teacher has increased my interest in the subject.	4.4	4.3	4.4

D. STRENGTHS

What are Leong Wing Lup, Ben's strengths?

Comments
very great tutorial teacher
Use of the whiteboard to illustrate the concepts instead of PowerPoint slides, which is especially good because the tutorials have a lot of math in them, and to write it out step by step illustrates it more clearly. There's also a summary at the side for reference during tutorials, helps for reinforcing concepts. The explanation of the concepts is also quite clear.
Ben Leong is the best prof in soc. He even noticed that I attend lecture and asked me why. I think by doing so he has proven his love and care for students. He is very humorous during lessons and making the lesson digestible and light-hearted. One thing i really love attending his lesson is his use of less serious tone languages which really makes me feel very relatable. I have no idea why there are some fake news about him on the internet but I am sure that he is one of, if not the best prof in soc or even nus.
Clear explanation of big concepts that help breakdown confusion about details

E. AREAS FOR IMPROVEMENT

What improvements would you suggest to Leong Wing Lup, Ben?

Comments

Be more receptive to feedback, and not be too quick to go on the defensive, try to practice active listening more. Don't assume things, be more open minded. The tutorials while informative always exceeds the tutorial time limit and goes to use the full one hour when students are supposed to be dismissed in 45 minutes to go for other tutorials and lessons, so should compress the lesson time to maximum 45 minutes.

too good

Ben Leong is god

I'm nominating him for teaching award

F. SELF-REFLECTION

1. When comparing these results to the previous year's results, what areas have shown improvement?
2. What areas remain to be improved and what are the necessary steps / actions to do so?
3. Are there colleagues who could potentially guide me?
4. Are there issues that require departmental or institutional support?