

## STUDENTS' RATINGS ON TEACHER

Faculty Member: ZHAO JIN  
 Department: COMPUTER SCIENCE Academic Year: 2014/2015  
 Faculty: SCHOOL OF COMPUTING Semester: 2  
 Module: DATABASE SYSTEMS - CS2102  
 Activity Type: LECTURE  
 Class Size/Response Size/Response Rate : 173 / 76 / 43.93%  
 Contact Session/Teaching Hour : 6 / 12

Qn	Items Evaluated	Fac. Member Avg Score	Fac. Member Avg Score Std. Dev	Dept Avg Score		Fac. Avg Score	
				(a)	(b)	(c)	(d)
1	The teacher has enhanced my thinking ability.	4.250	0.084	4.249 ( 4.271)	4.192 ( 4.276)		
2	The teacher has increased my interest in the subject.	4.132	0.096	4.161 ( 4.176)	4.104 ( 4.175)		
3	The teacher provided timely and useful feedback.	4.213	0.081	4.150 ( 4.155)	4.129 ( 4.169)		
4	The teacher has enhanced my ability to communicate the subject material.	4.184	0.077	4.144 ( 4.174)	NA (NA)		
5	The teacher's attitude and approach encouraged me to think and work in a creative and independent way.	4.200	0.089	4.183 ( 4.193)	NA (NA)		
6	The teacher cares about student development and learning.	4.253	0.093	4.263 ( 4.271)	NA (NA)		
	Average Q1 to Q6	4.205	0.075	4.192 ( 4.207)	NA (NA)		
	Computed Overall Effectiveness of the Teacher.	4.259	0.076	4.252 ( 4.267)	4.204 ( 4.272)		

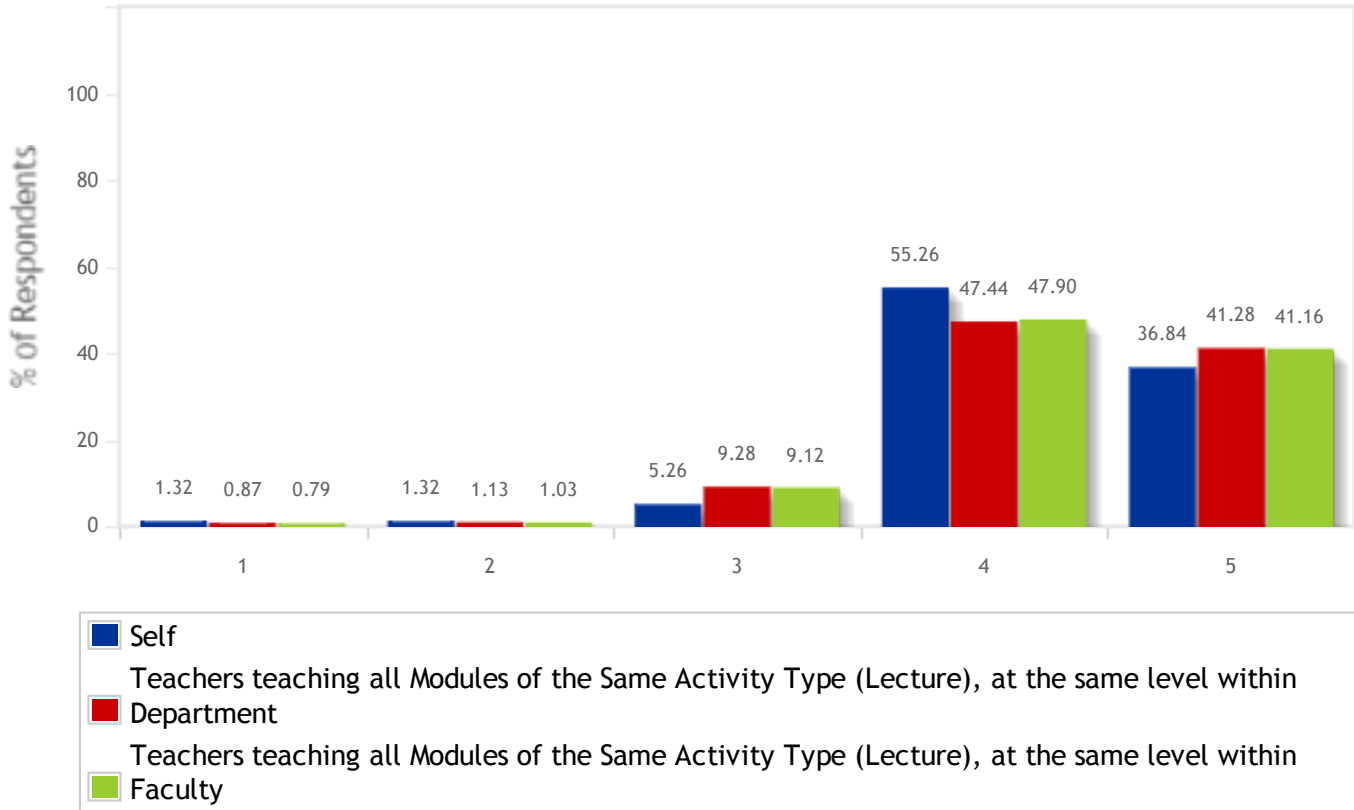
**Notes:**

1. A 5-point scale is used for the scores. The higher the score, the better the rating.
2. **Fac. Member Avg Score:** The mean of all the scores for each question for the faculty member.
3. **Fac. Member Avg Score Std. Dev:** A measure of the range of variability. It measures the extent to which a faculty member's Average Score differs from all the scores in the faculty member's evaluation. The smaller the standard deviation, the greater the robustness of the number given as average.
4. **Dept Avg Score :**
  - (a) the mean score of same activity type (Lecture) within the department.
  - (b) the mean score of same activity type (Lecture), at the same module level ( level 2000 ) within the department.
5. **Fac. Avg Score :**
  - (c) the mean score of same activity type (Lecture) within the faculty.
  - (d) the mean score of same activity type (Lecture), at the same module level ( level 2000 ) within the faculty.

## FREQUENCY DISTRIBUTION OF RESPONSES ON TEACHER

Faculty Member: ZHAO JIN  
 Department: COMPUTER SCIENCE Academic Year: 2014/2015  
 Faculty: SCHOOL OF COMPUTING Semester: 2  
 Module: DATABASE SYSTEMS - CS2102

### Frequency Distribution of responses (Qn 1: The teacher has enhanced my thinking ability.)

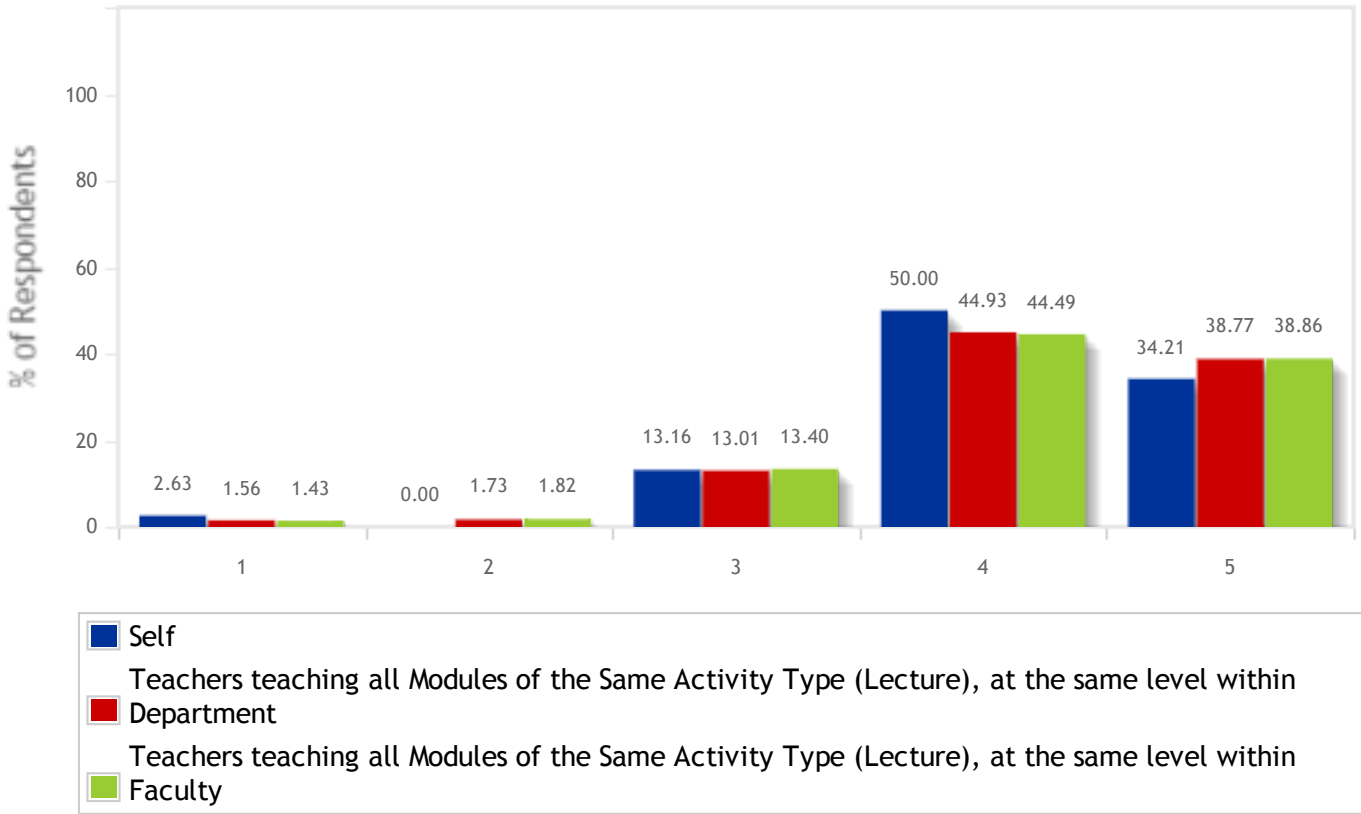


■ Self  
 Teachers teaching all Modules of the Same Activity Type (Lecture), at the same level within  
■ Department  
 Teachers teaching all Modules of the Same Activity Type (Lecture), at the same level within  
■ Faculty

### Nos. of Respondents(% of Respondents)

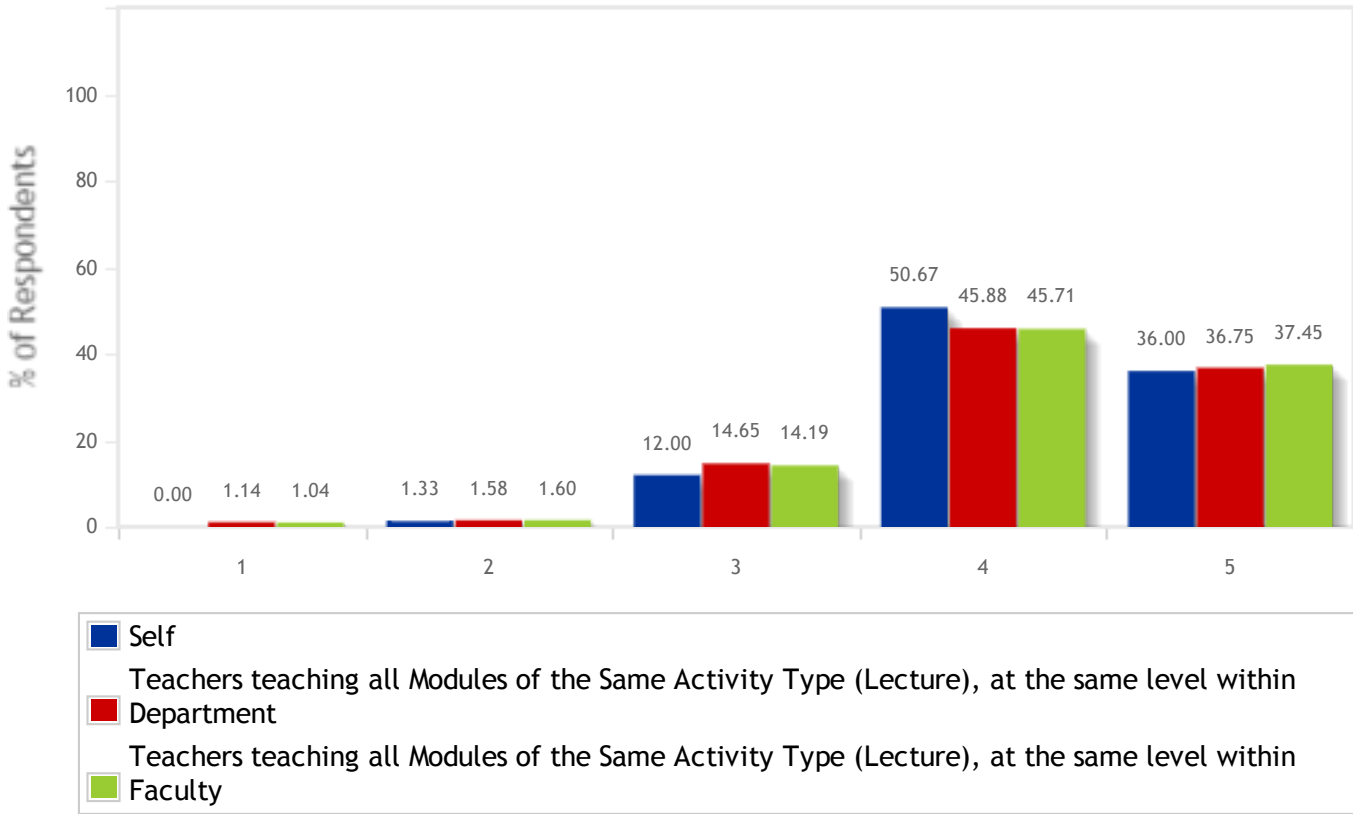
ITEM\SCORE	5	4	3	2	1
Self	28 (36.84%)	42 (55.26%)	4 (5.26%)	1 (1.32%)	1 (1.32%)
Teachers teaching all Modules of the Same Activity Type (Lecture), at the same level within Department	476 (41.28%)	547 (47.44%)	107 (9.28%)	13 (1.13%)	10 (.87%)
Teachers teaching all Modules of the Same Activity Type (Lecture), at the same level within Faculty	519 (41.16%)	604 (47.90%)	115 (9.12%)	13 (1.03%)	10 (.79%)

**Frequency Distribution of responses (Qn 2: The teacher has increased my interest in the subject.)**



ITEM/SCORE	Nos. of Respondents(% of Respondents)				
	5	4	3	2	1
Self	26 (34.21%)	38 (50.00%)	10 (13.16%)	0 (.00%)	2 (2.63%)
Teachers teaching all Modules of the Same Activity Type (Lecture), at the same level within Department	447 (38.77%)	518 (44.93%)	150 (13.01%)	20 (1.73%)	18 (1.56%)
Teachers teaching all Modules of the Same Activity Type (Lecture), at the same level within Faculty	490 (38.86%)	561 (44.49%)	169 (13.40%)	23 (1.82%)	18 (1.43%)

**Frequency Distribution of responses (Qn 3: The teacher provided timely and useful feedback.)**



**Nos. of Respondents(% of Respondents)**

ITEM/SCORE	Nos. of Respondents(% of Respondents)				
	5	4	3	2	1
Self	27 (36.00%)	38 (50.67%)	9 (12.00%)	1 (1.33%)	0 (.00%)
Teachers teaching all Modules of the Same Activity Type (Lecture), at the same level within Department	419 (36.75%)	523 (45.88%)	167 (14.65%)	18 (1.58%)	13 (1.14%)
Teachers teaching all Modules of the Same Activity Type (Lecture), at the same level within Faculty	467 (37.45%)	570 (45.71%)	177 (14.19%)	20 (1.60%)	13 (1.04%)

## STUDENTS' COMMENTS ON TEACHER

---

Faculty Member:	ZHAO JIN	Academic Year:	2014/2015
Department:	COMPUTER SCIENCE	Semester:	2
Faculty:	SCHOOL OF COMPUTING		
Module:	DATABASE SYSTEMS - CS2102		
Activity Type:	LECTURE		

### What are the teacher's strengths? (44 comments)

#### Comments from students who gave an average score greater than or equal to 4.5 for the computed overall effectiveness of the teacher

1. -Explains concepts in a very easy to understand manner -Knows the difficulties of students and able to focus on problem areas - Paraphrases slides that are filled with jargon into simple english - Approachable, not intimidating - Friendly, there to help you learn
2. Clear explanations.
3. Friendly
4. Good knowledge about the module. Enthusiastic and friendly lecturer who is easy to approach for questions.
5. Use examples to make things clearer.
6. Very clear about the concepts and gives great examples
7. Very clear and focus teaching method. Set up the foundation for the whole module.
8. Very clear explanation on concepts. I can understand everything easily
9. clear and highlights potential pitfalls of students
10. direct and systematic training.
11. explain things clearly
12. nil
13. nil

#### Comments from students who gave an average score greater than or equal 4.0 and less than 4.5 for the computed overall effectiveness of the teacher

1. -
2. Enthusiastic about teaching
3. Friendly and approachable
4. Friendly, approachable, down to earth
5. Funny and interesting, with a voice that you want to follow (never monotonous).
6. Great explanation! :)
7. He is clear and enthusiastic about what he teaches
8. He is enthusiastic about the module and makes it very easy to follow what he teaches. He's easy to approach and it's good to listen to his lectures.

9. He is very thorough in his explanations and places a lot of effort in explaining difficult concepts.
10. Helpful
11. Knowledgeable, engaging with students
12. Knowledgeable, teaching was clear
13. Shows concern for helping the student. Able to help students understand the subject by breaking it down in an organised manner. Gives good prompts during lecture to help students anticipate for upcoming topics and reflect on previous topics. Lectures are structured. Revision lecture was helpful.
14. Super clear. Makes it easy to follow.
15. The harder parts of the module are made easier to understand by teaching the steps in the form of 'algorithm'.
16. Very caring to students. A stark contrast to the other lecturer.
17. Very friendly and interactive. Relates irrelevant subject matter to real world topics to serve as a fun and minor distraction during lecture.
18. Very good at teaching, approachable by students
19. clear explanations
20. good explanation
21. good explanation.

**Comments from students who gave an average score greater than or equal 3.5 and less than 4.0 for the computed overall effectiveness of the teacher**

1. Clarity of explanation, brevity of lecture slides
2. Explains things in a simple way
3. HArdworking. Teaches well.
4. Humorous, patient.
5. can be understood easily. clearly delivered

**Comments from students who gave an average score greater than or equal 3.0 and less than 3.5 for the computed overall effectiveness of the teacher**

1. Clear explanation
2. Database

**Comments from students who gave an average score less than 3.0 for the computed overall effectiveness of the teacher**

1. He knows his content well
2. Provide feedback to students on project matters

**Other Comments from students**

1. Seems to be quite friendly. Good explanations during lectures too, by using the various examples to augment the more abstract definitions - I found them very helpful.

### What improvements would you suggest to the teacher? (39 comments)

#### Comments from students who gave an average score less than 3.0 for the computed overall effectiveness of the teacher

1. Please explain more on complex concepts. Not everyone has the same cognitive abilities, so try to go at an average understandable rate.

#### Comments from students who gave an average score greater than or equal 3.0 and less than 3.5 for the computed overall effectiveness of the teacher

1. Content depth

2. nil

#### Comments from students who gave an average score greater than or equal 3.5 and less than 4.0 for the computed overall effectiveness of the teacher

1. Have more concrete examples

2. I was being graded by you in class and you humiliated my team. you scolded us for PHP when the mod is about SQL. I do not know if you were having bad day, but i think you need to keep your cool. You also said "In NUS SOC, a lot of things have to be learnt on your own. Like php in a database SQL mod" Yes i understand that is the case, but i was not warned about php. it is not in the module description. my whole project group can vouch for that statement of yours.

3. More real life examples

4. none

#### Comments from students who gave an average score greater than or equal 4.0 and less than 4.5 for the computed overall effectiveness of the teacher

1. -

2. -

3. -

4. -

5. Couldn't understand some things, but I guess I clarified later and it was ok.

6. He is amazing already. Keep it up.

7. It would be really awesome if the time is managed well, sometimes I feel he rushes through the last parts which are the most important.

8. Keep up the good work. Your hair is funny though.

9. Nothing in particular

10. Perhaps use annotations on slides.

11. Slightly more interesting slides.

12. Sometimes tends to repeat some points: not to emphasize, but because he seems stuck.

13. Tend to dwell on earlier slides at the start of the lecture to explain and elaborate on things. Sometimes may lose our focus in the midst of it. I actually think the topics on normalisation and functional dependencies is harder than tuple and domain relational algebra, took quite long to grasp the concept...

14. Using less abstract terms
15. more comprehensive lecture notes
16. n/a
17. nil
18. nil
19. nil

**Comments from students who gave an average score greater than or equal to 4.5 for the computed overall effectiveness of the teacher**

1. -
2. - nil
3. More explanation
4. NA
5. NIL
6. Nil
7. The project CA should be raised up to around 20%. And I think the project group is too big. 3 people are enough.
8. Use less singlish :P
9. can teach faster and teach more topics
10. dont mark us down for a sql project because of the php component its really not fair.
11. great.
12. nil
13. nil



## STUDENTS' RATINGS ON TEACHER

Faculty Member: ZHAO JIN  
 Department: COMPUTER SCIENCE Academic Year: 2014/2015  
 Faculty: SCHOOL OF COMPUTING Semester: 2  
 Module: SOFTWARE ENGINEERING PROJECT II - CS3202  
 Activity Type: TUTORIAL  
 Class Size/Response Size/Response Rate : 12 / 6 / 50%  
 Contact Session/Teaching Hour : 22 / 22

Qn	Items Evaluated	Fac. Member Avg Score	Fac. Member Avg Score Std. Dev	Dept Avg Score		Fac. Avg Score	
				(a)	(b)	(c)	(d)
1	The teacher has enhanced my thinking ability.	4.333	0.211	4.021 ( 4.182)	3.993 ( 4.165)		
2	The teacher has increased my interest in the subject.	4.167	0.167	3.905 ( 4.088)	3.874 ( 4.065)		
3	The teacher provided timely and useful feedback.	4.500	0.224	4.075 ( 4.252)	4.028 ( 4.227)		
4	The teacher has enhanced my ability to communicate the subject material.	4.333	0.211	3.975 ( 4.094)	NA (NA)		
5	The teacher's attitude and approach encouraged me to think and work in a creative and independent way.	4.167	0.167	3.967 ( 4.129)	NA (NA)		
6	The teacher cares about student development and learning.	4.500	0.224	4.048 ( 4.223)	NA (NA)		
	Average Q1 to Q6	4.333	0.149	3.998 ( 4.162)	NA (NA)		
	Computed Overall Effectiveness of the Teacher.	4.377	0.166	4.055 ( 4.226)	4.021 ( 4.205)		

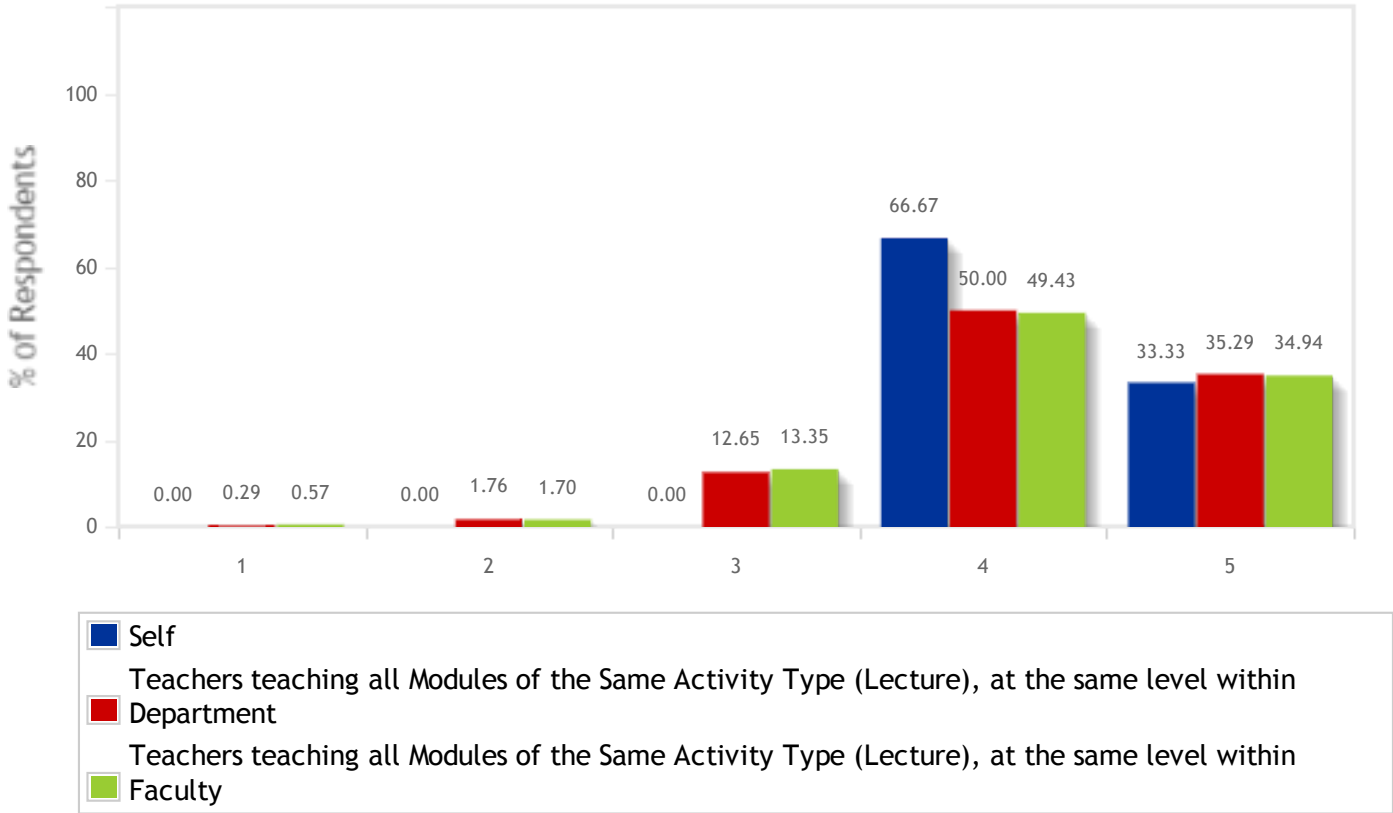
### Notes:

1. A 5-point scale is used for the scores. The higher the score, the better the rating.
2. **Fac. Member Avg Score:** The mean of all the scores for each question for the faculty member.
3. **Fac. Member Avg Score Std. Dev:** A measure of the range of variability. It measures the extent to which a faculty member's Average Score differs from all the scores in the faculty member's evaluation. The smaller the standard deviation, the greater the robustness of the number given as average.
4. **Dept Avg Score :**
  - (a) the mean score of same activity type (Tutorial) within the department.
  - (b) the mean score of same activity type (Tutorial), at the same module level ( level 3000 ) within the department.
5. **Fac. Avg Score :**
  - (c) the mean score of same activity type (Tutorial) within the faculty.
  - (d) the mean score of same activity type (Tutorial), at the same module level ( level 3000 ) within the faculty.

## FREQUENCY DISTRIBUTION OF RESPONSES ON TEACHER

Faculty Member: ZHAO JIN  
 Department: COMPUTER SCIENCE Academic Year: 2014/2015  
 Faculty: SCHOOL OF COMPUTING Semester: 2  
 Module: SOFTWARE ENGINEERING PROJECT II - CS3202

### Frequency Distribution of responses (Qn 1: The teacher has enhanced my thinking ability.)

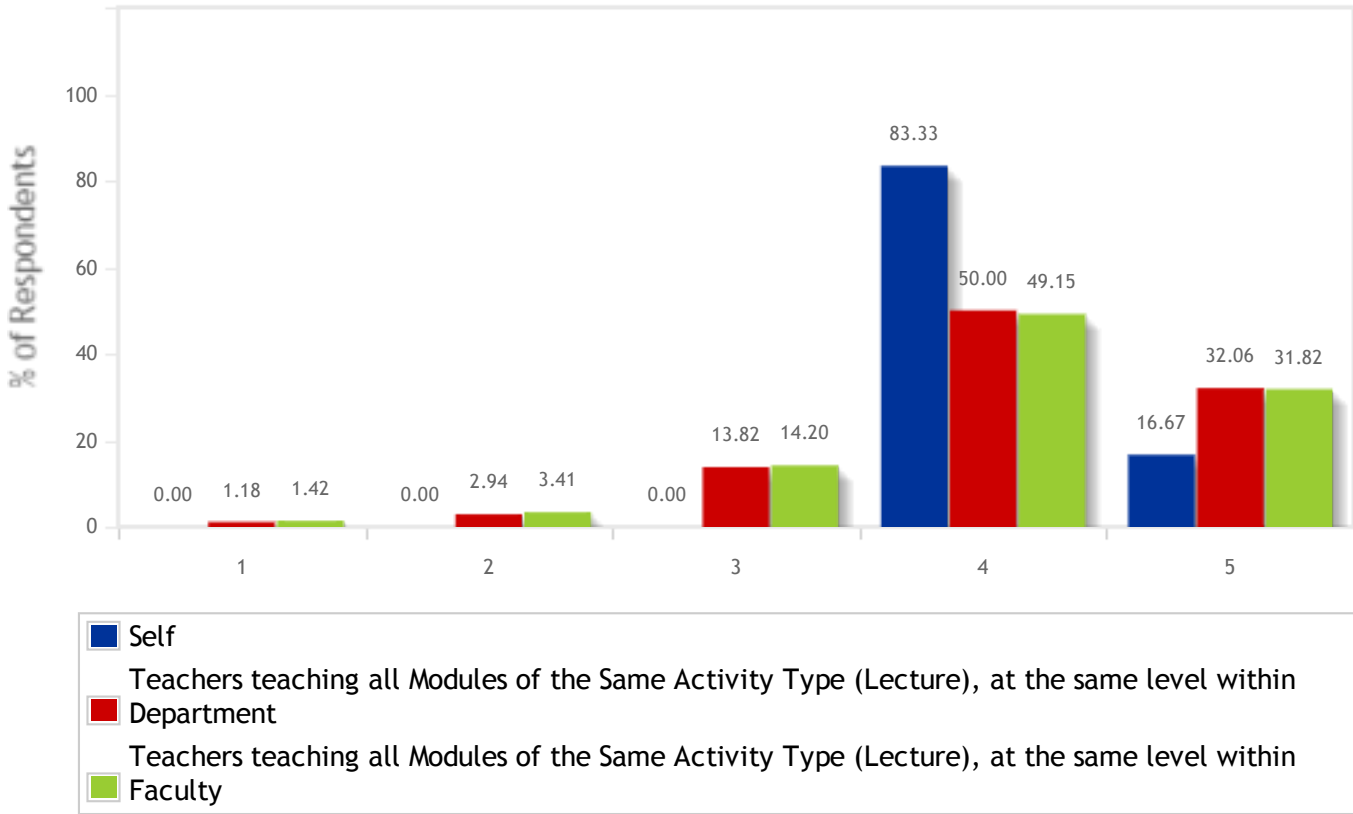


■ Self  
 Teachers teaching all Modules of the Same Activity Type (Lecture), at the same level within  
■ Department  
 Teachers teaching all Modules of the Same Activity Type (Lecture), at the same level within  
■ Faculty

### Nos. of Respondents(% of Respondents)

ITEM\SCORE	5	4	3	2	1
Self	2 (33.33%)	4 (66.67%)	0 (.00%)	0 (.00%)	0 (.00%)
Teachers teaching all Modules of the Same Activity Type (Tutorial), at the same level within Department	120 (35.29%)	170 (50.00%)	43 (12.65%)	6 (1.76%)	1 (.29%)
Teachers teaching all Modules of the Same Activity Type (Tutorial), at the same level within Faculty	123 (34.94%)	174 (49.43%)	47 (13.35%)	6 (1.70%)	2 (.57%)

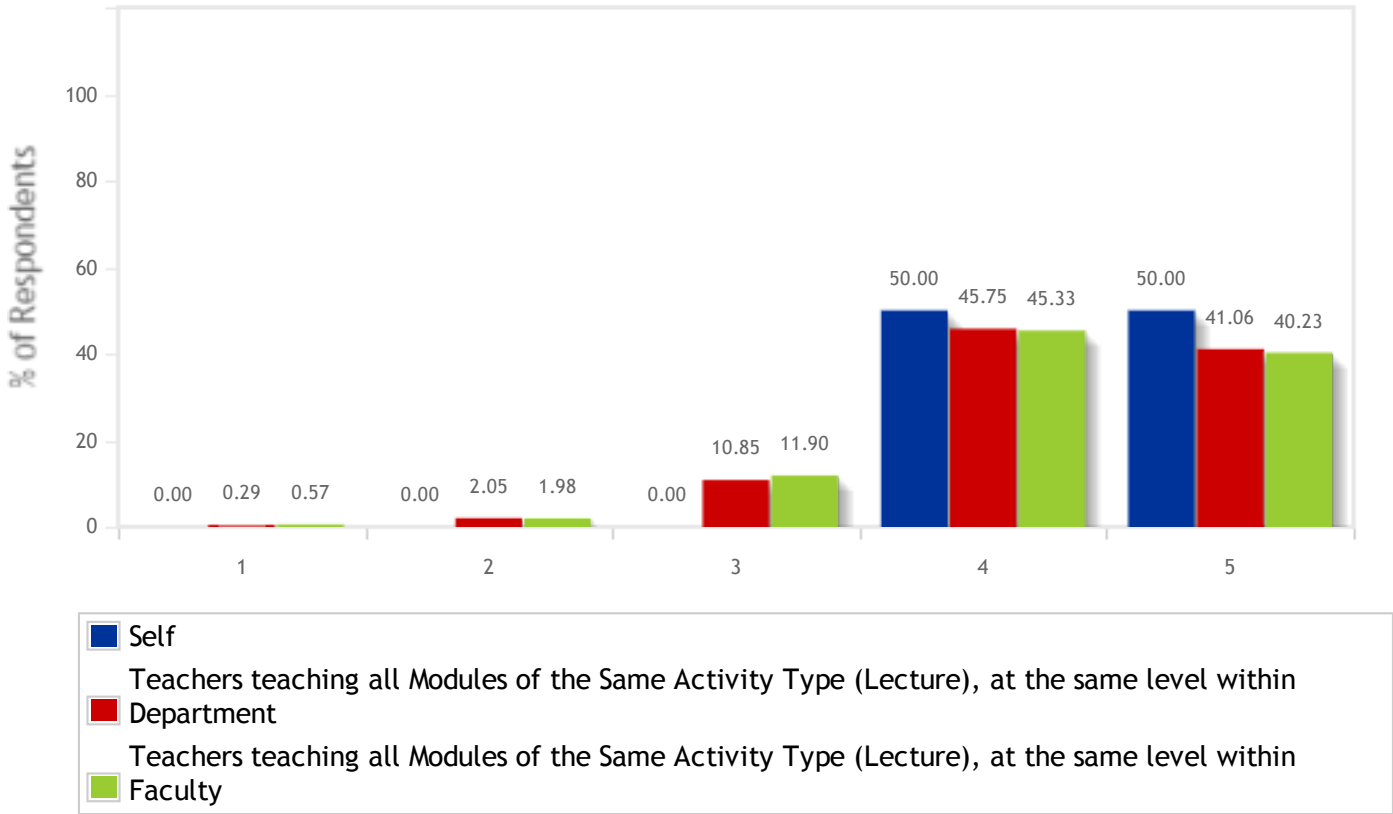
**Frequency Distribution of responses (Qn 2: The teacher has increased my interest in the subject.)**



**Nos. of Respondents(% of Respondents)**

ITEM/SCORE	5	4	3	2	1
Self	1 (16.67%)	5 (83.33%)	0 (.00%)	0 (.00%)	0 (.00%)
Teachers teaching all Modules of the Same Activity Type (Tutorial), at the same level within Department	109 (32.06%)	170 (50.00%)	47 (13.82%)	10 (2.94%)	4 (1.18%)
Teachers teaching all Modules of the Same Activity Type (Tutorial), at the same level within Faculty	112 (31.82%)	173 (49.15%)	50 (14.20%)	12 (3.41%)	5 (1.42%)

**Frequency Distribution of responses (Qn 3: The teacher provided timely and useful feedback.)**



ITEM/SCORE	Nos. of Respondents(% of Respondents)				
	5	4	3	2	1
Self	3 (50.00%)	3 (50.00%)	0 (.00%)	0 (.00%)	0 (.00%)
Teachers teaching all Modules of the Same Activity Type (Tutorial), at the same level within Department	140 (41.06%)	156 (45.75%)	37 (10.85%)	7 (2.05%)	1 (.29%)
Teachers teaching all Modules of the Same Activity Type (Tutorial), at the same level within Faculty	142 (40.23%)	160 (45.33%)	42 (11.90%)	7 (1.98%)	2 (.57%)

## STUDENTS' COMMENTS ON TEACHER

---

Faculty Member: ZHAO JIN  
Department: COMPUTER SCIENCE Academic Year: 2014/2015  
Faculty: SCHOOL OF COMPUTING Semester: 2  
Module: SOFTWARE ENGINEERING PROJECT II - CS3202  
Activity Type: TUTORIAL

### What are the teacher's strengths? (3 comments)

#### Comments from students who gave an average score greater than or equal to 4.5 for the computed overall effectiveness of the teacher

1. Knowledgeable about the different approaches and various domains of the subject.
2. Very precise and extremely detailed. He clarifies every single doubt he has about our system, to ensure that we are doing it correctly, and there's no loop-holes or misconception. Tough teacher but clear in ideas and what he's teaching.

#### Comments from students who gave an average score greater than or equal 4.0 and less than 4.5 for the computed overall effectiveness of the teacher

1. He provides useful feedback during meetings, encourages and motivates the group. He is also willing to make time for extra meetings with our group.

### What improvements would you suggest to the teacher? (2 comments)

#### Comments from students who gave an average score greater than or equal to 4.5 for the computed overall effectiveness of the teacher

1. Maybe it would be good to provide one large test case to all groups, so that we can gauge how well our system is currently.
2. Try not to be so particular about certain issues.

## STUDENTS' NOMINATIONS FOR BEST TEACHING

---

Faculty Member: ZHAO JIN  
Department: COMPUTER SCIENCE  
Faculty: SCHOOL OF COMPUTING  
Academic Year: 2014/2015  
Semester: 2  
Module Code: CS2102  
No of Nominations: 14

1. Very good lecturer. Able to break down difficult concepts and explain in a very understandable manner
2. His teaching is clear and he is knowledgeable.
3. Make me understand the concept better
4. He makes the lesson content easier to understand as he explains very well.
5. Able to explain concepts very well, even the more abstract ones. Lecture is entertaining. The only lecturer who can sustain my interest throughout
6. Patient and elaborate in his explanations. Cares a lot for his students.

Module Code: CS3202  
No of Nominations: 2

1. Very precise and extremely detailed. He clarifies every single doubt he has about our programming system, to ensure that we are doing it correctly, and there's no loop-holes or misconception in implementation. A tough teacher but clear in ideas and what he's teaching.