

## CS5245 Vision and Graphics for Special Effects

### Project Proposal

**Title:** Man's True Self

**Team Members:** Lee Woon Seng (U065264A)  
Seow Kah Yong (U065218U)  
Xie Jiahao (U065220X)

#### **The Effect**

Bullet-time motion of items flung in mid-air.

#### **The Story**

The main character is well-known in the office for his aggressive nature. One fine day, he reaches home after work for a dinner with his dear wife. Frustrated with his work, he angrily chomped on his food. His wife innocently refilled rice for him, bowl after bowl, not knowing that he is fuming mad. She smiled at him after refilling his bowl with rice. After the second refill, he could not take it anymore and flipped the table. All the food flew in mid-air, creating a mess in the house. All of a sudden, his wife slammed the tabletop and scolded him, "Hurry up and eat your food! Later, you still got to do foot reflexology for me!" He then realized he was in his own world and quietly finishes his meal, looking intimidated.

#### **Production Ideas**

In the scene where the table is being flipped, the table will be removed from the existing footage and the objects on the table will be physically removed before the filming of that scene. In their places, a 3D model of the table, a 3D model of the cup and a 3D model of the bowl will be used to replace their real-life counterparts by compositing with the edited footage. The movement of the computer generated (CG) table and the CG objects on it will be animated in Maya.

Furthermore, the animation sequence of each CG object will be rendered separately and the actress in the scene would be filmed in front of a green screen. Keying and alpha blending would be used to extract the actress from the footage and to blend into the actual scene. By having these visual elements in different layers enable us to make some of the CG objects get behind the actress; to illustrate some form of realism and depth.

In addition, the fluid in the cup and the rice in the bowl can be modeled from Maya particle systems and the movement of these particles in their corresponding containers can be simulated through the use of Maya dynamics.

## Roles of team members


Lee Woon Seng: Modeling and texturing of the cup, the bowl and the table. Setup correct lighting in the 3D scene.

Xie Jiahao: Removing of table from existing footage, infilling of removed region. Keying and alpha-blending of the actress green screen footage. Color correction.

Seow Kah Yong: Animation of the cup, the bowl and the table.  
Modeling and animation of the water and rice that are spilled from the cup and the bowl.

## Schedule

Week	Date	Milestones
6	19 Feb	<b>Submission of Project Proposal</b> Borrow equipment for filming Location seeking Props preparation
Term Break	26 Feb	Actual filming ( "Making" of video and the actual footages ) Sound effects recording Initial testing of table removal process Video editing
7	5 Mar	CG: <ul style="list-style-type: none"> <li>- 3D Modeling of the CG objects.</li> <li>- Lighting and shadowing of the models.</li> <li>- Keying and alpha blending for the actress green screen footage</li> <li>- Table removal from the footage</li> </ul>
8	12 Mar	CG: <ul style="list-style-type: none"> <li>- Animation of the cup of water, bowl of rice and the table</li> <li>- Texturing of the 3D models</li> </ul>
9	19 Mar	<b>Submission of Project Update</b> ** Re-filming scenes (if necessary)
10	26 Mar	Compositing <ul style="list-style-type: none"> <li>- Compositing the CG elements into the edited footage</li> <li>- Color Correction (to further blend in with realistic environment)</li> </ul>
11	2 Apr	Sound Effects <ul style="list-style-type: none"> <li>- Incorporating background music.</li> <li>- Synchronization of sound effects to edited footage.</li> </ul>
12	9 Apr	Fine-tuning of visual effects <ul style="list-style-type: none"> <li>- Handle fringes and other potential problems</li> </ul>
13	16 Apr	<b>Project Presentation and Final Submission</b> <ul style="list-style-type: none"> <li>- 3 minutes "Making of" video</li> <li>- 1 minute special effects video</li> </ul>




After showing the title, the title would fade out. Next the Clip fades in by showing the sky and the camera would then slowly moves down towards the HDB block.




The camera would be fixed here. The actor would enter the scene and walks towards his apartment.




The scene would cut and show the back view of the actor as he opens the door.




The actor walks in showing his frustrated face as he throws his suitcase by the side.




This scene would cut in and shows the dining table and the actress. The actor then enters this scene and walks towards the dining table.




The actor would be entering this frame from the left. He then shifts the chair and sits down. The actress would be sitting down by the right side throughout.




The actor would then pick up the bowl of rice and start eating. The actress would be eating as well.



A fade out/in would be shown here to illustrate time has passed. The actor, feeling full, puts down the empty bowl loudly.




The camera would then change angle, showing 45 degrees from the actor's left back. The actor picks up the remote control and switches on the TV.



The camera changes back to the front view. The actress puts down a re-filled bowl of rice in front of the actor.




The actor turns his head, shocked at seeing the rice of bowl.



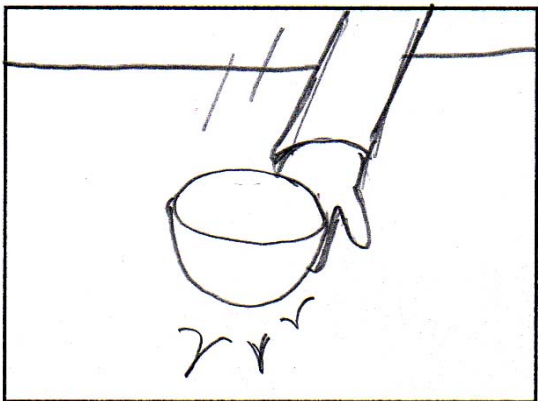
The camera position changes, showing the actor turning his head looking at the actress.



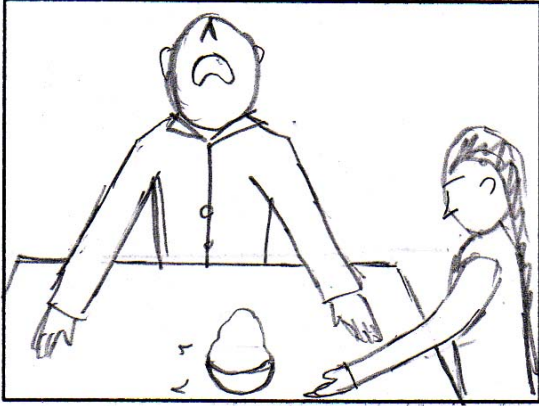
The camera changes position, shifts and shoots from the back shoulder of the actor. The actress would then smile at the actor.




A 180 degree change in the view, shooting from the actress back shoulder. The actor picks up the bowl of rice, and starts to eat. The actor here is showing an unhappy face.



A fade effect is used to illustrate time has passed. The actor slams the empty bowl at the table.



As the actor showing a “I cannot take it anymore” expression, the actress puts down a full bowl of rice down on the table in front of the actor.

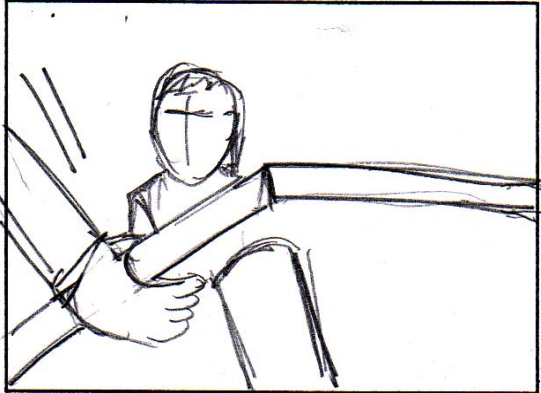


The actor slowly turns his head to the front looking at the bowl of rice. He stares at the bowl of rice for a moment.




A close up showing the actor’s furious expression. A little zooming in is done here.







A short and quick scene showing the actor's hand gripping the edge of the dining table.



The camera view gets back to the front showing the actor lifting up the dining table. A slow motion effect is done here.




The dining table is being lifted up in a 45 degree towards the camera direction. The items on the table start flying, spilling the contents. The actress starts to leave her seat and coming towards the camera position.



The bowl of rice would get behind the actress, and few items get in front of her. The actress jumps towards the camera. The actor would not be shown here as the dining table totally blocks off the actor. The table would eventually end up covering the camera's view, creating a blackout.



A loud slam on the table is heard as a close up of the actor is shown. The actor wakes up feeling shocked and lost.



The actress's hand is on the dining table. Apparently the slam on the table is caused by her. The actress starts to scold the actor telling him to stop day dreaming. The scene ends with a fades out showing the credits. The scolding can still be heard when the credits are shown.