

Driver Delusion

Project Team Members

1. Choo Chin Tiong
2. Asmund Herikstad
3. Zhang Chenxi

The Effect: Moving & Stationary Car View

To shoot a scene inside a car showing the driver and the front car view with the blue/green screen covering all the glass windows. Then composite the scene with a background scene of another footage of a front view traffic, to simulate the driver driving on a stationary car.



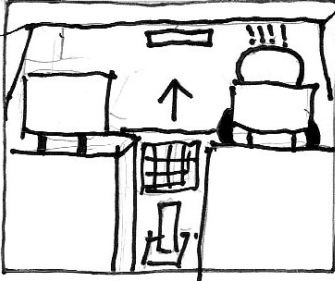

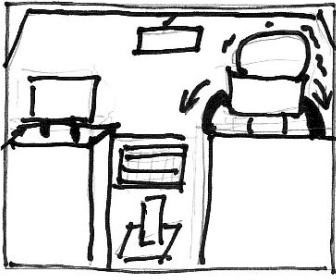
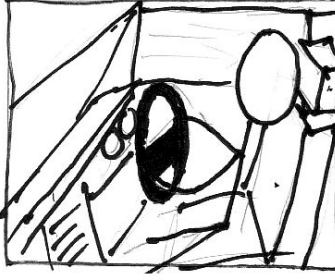
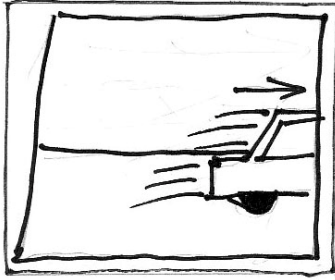
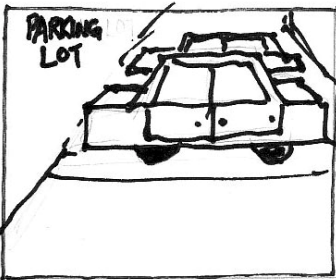

The main effect point is the concept of showing moving traffic from the inside of the car and still landscape on the outside. Especially the driver unwinding the side window down, the scene will show the split image of a moving traffic scene on the window, and revealing the real stationary outdoor scene as the window gets unwind.







The Story

A man walks toward a car in the parking lot, opens the door and enters the car in the driver seat. Apparently he is just trying to play around with the wheels & buttons. But when he accidentally press a special button, he starts to see his car moving off, forcing him to control it & attempt to drive it.

The view outside the car seems to fly pass at an increasing speed, & the man still struggling to keep it under control. The camera moves from the inside of the car to the outside make a point of the impossible duality. Suddenly he notices a police officer in his side mirror (standing in the parking lot) signaling him to unwind his window. He slowly unwinds the window and start realizing that the car is still stationary at the same original spot. The police officer gives him a speeding ticket. Now he is really confused, has he moved or not?

Storyboard

		
<p>1. A guy getting into a car while talking on the phone about getting something from the car but that he's not going to drive it.</p>	<p>2. He gets into the car and closes the door behind him. He gets excited over the idea of being a driver.</p>	<p>3. He presses a couple of buttons or something and suddenly the car starts to move.</p>
		
<p>4. The guy gets really surprised. Closeup of his surprised face.</p>	<p>5. He then tries desperately to control the car. View from behind as he steers, front window shows traffic (bluescreen)</p>	<p>6. Camera shows the driver from the side and the traffic moving outside the window (bluescreen), the camera moves towards the window (cont to 7.)</p>
		
<p>7. (cont from 6.) until the whole window fills the screen before – (cont to 8.)</p>	<p>8. (cont from 7.) Camera "moves through" the window and shows the initial view of the parking lot.</p>	<p>9. Show a view of the car from the outside, the driver is still trying to steer the car, but we can see that it's not actually moving.</p>

		
<p>10. Camera moves back inside the car to show that the inside windows show moving traffic.</p>	<p>11. Closeup of the driver noticing something in the side mirror.</p>	<p>12. Mirror shows a police officer signaling the driver to open the window (the officer is standing in the parking lot while everything around the mirror is moving traffic).</p>
		
<p>13. Driver unwinds the window, giving a view of the parking lot, but at the same time showing moving traffic where the actual glass is.</p>	<p>14. Police officer hands the driver a speeding ticket and comments about how fast he was driving.</p>	<p>15. Closeup of the driver surprised face, was he moving or not?</p>

Role of Team Members

Raw Video

Director: Choo Chin Tiong

Filming: Asmund Herikstad & Zhang Chenxi

Actor/Driver: Choo Chin Tiong & a friend of his

Special Effects Video

Video editing: Choo Chin Tiong

Compositing & Effects: All group members

Schedule

18 Feb – 24 Feb (Wk 6)	Proposal + Storyboard
25 Feb – 2 Mar (Wk 7)	Recess week
3 Mar – 9 Mar (Wk 8)	Trial Video Progress Update 1
10 Mar – 16 Mar (Wk 9)	Actual Filming
17 Mar – 23 Mar (Wk 10)	Video Editing & Compositing
24 Mar – 30 Mar (Wk 11)	Adding Special Effects Progress Update 2
31 Mar – 6 Apr (Wk 12)	Audio Editing Creating 'The Making Of..'
7 Apr – 13 Apr (Wk 13)	Project Due