

Background Questions

1. Which year are you in, and what is your major?

4, Computer science.

2. Rate your knowledge about Java language.

- (a) Never used it.
- (b) Beginner (e.g. have taken an introductory course)
- (c) Medium (e.g. have done some small projects with Java)
- (d) Proficient (e.g. have experience in developing real-life programs with Java)

3. What programming language are you most skillful at?

Java and C++

4. Rate your knowledge about the language you answered above if it is different from Java.

- (a) Never used it.
- (b) Beginner (e.g. have taken an introductory course)
- (c) Medium (e.g. have done some small projects with it)
- (d) Proficient (e.g. have experience in developing real-life programs with it)

5. Select the ways you specify your program (multiple answers possible).

- (a) I write comments that explain my program.
- (b) I write assert statements to express my assumption.
- (c) I write formal specification.

6. Rate your knowledge about program contract.

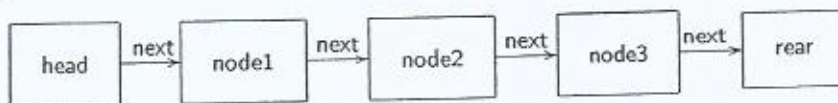
- (a) Never heard of it.
- (b) Heard of it, but has not used it.
- (c) Have written some program contracts.

7. Rate your knowledge about JML (Java Modeling Language).

- (a) Never heard of it before this course.
- (b) Heard of it, but has not used it.
- (c) Have used it.

Part I

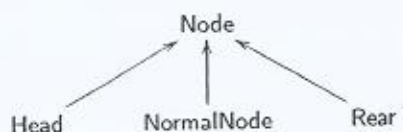
1. [The linked list used in this question is the same as the one used in the sample question.] Consider the following linked list where the head and the rear of the list are distinguished from the rest of the list.



The head and rear are instances of class Head and Rear, respectively. That is,

```
Head head = new Head(); Rear rear = new Rear();
```

Meanwhile, nodes in the middle are instances of class NormalNode. All three classes, i.e., Head, Rear and NormalNode, are subclasses of Node. That is, the following is the class hierarchy for them:



Only NormalNode has a value field of the integer type as shown in the following:

```

public class NormalNode extends Node {
    Node next; // points to the next node and is not null
    int value;

    public boolean hasConsecutiveZeros() {
        if (value == 0) {
            if (((NormalNode) next).value == 0) { // may throw ClassCastException
                return true;
            }
        }
        return next.hasConsecutiveZeros();
    }
}
/* the rest of the code is omitted */

```

We are interested in whether or not two consecutive nodes of a linked list contain zeros, and the hasConsecutiveZeros method shown in the above answers to that question. For example, if node1 and node2 of the above figure have zeros as their values (i.e., node1.value == 0 and node2.value == 0), then node1.hasConsecutiveZeros() returns true.

However, the above hasConsecutiveZeros method has a bug. For example, if node3.hasConsecutiveZeros() is called for node3 of the above figure, ClassCastException is thrown because node3.next is cast to NormalNode despite that node3.next is an instance of Rear.

Q. Suppose that we now want to throw a NonNormalNodeException instead of a ClassCastException from hasConsecutiveZeros(). Write a change contract accordingly. If necessary, use "next instanceof Rear" or similar instanceof expressions in the change contract.

```

signals (ClassCastException) next instanceof Rear;
signals (NonNormalNodeException) true;

```

2. Consider the linked list used in the previous question again. We now want to add an additional method `tailList()` to class `Node`. This new `tailList()` method is expected to return a list consisting of the nodes in the tail. Taking the figure used in the previous question as an example, `node1.tailList()` should return a list consisting of `node2`, `node3`, and `rear`.

Each subclass of `Node`, i.e., `Head`, `NormalNode` and `Rear`, should override the `tailList()` method. For example, the following shows the `tailList()` of `NormalNode`.

```
public class NormalNode extends Node {
    private Node next; // not null
    private int value;

    public List tailList() {
        List list = new List(); // make a fresh list
        Head head = new Head(); // make a fresh head
        list.head = head; // set the head
        head.next = this.next; // the new list starts with the next node
        return list;
    }
    /* the rest of the code is omitted */
}
```

Similarly, `tailList()` is overridden in `Rear` as well:

```
public class Rear extends Node {
    public List tailList() {
        return null;
    }
    /* the rest of the code is omitted */
}
```

However, the above `tailList()` of `Rear` turns out to be buggy causing `NullPointerException`. So, we wrote a change contract as follows:

```
ensured \result == null;
ensures (\result instanceof List) && (\result.isEmpty() == true);
```

Note that class `List` has method `isEmpty()` that returns true if the current `List` instance represents an empty list. Also note that an empty list is constructed by calling "`new List()`".

- Q1. Now, explain in English what the above change contract means:

It means that the output of the code should always return an empty list instead of a null pointer, which is not safe when used in other areas and not checked before using, so then we have to ensure an object is returned and is empty

- Q2. Fill in the following blank with a modified statement that respects the given change contract.

```
public class Rear extends Node {
    public List tailList() {
        return new List();
    }
}
```

3. We are now going to extend the previous linked list to a doubly linked list like the following.



Classes should be extended and modified accordingly. For example, the following shows that class NormalNode now contains an extra field prcd to point to the preceding node.

```
public class NormalNode extends Node {
    private Node prcd; // points to the preceding node.
    private Node next;
    private int value;

    public boolean hasConsecutiveZeros(boolean forward) {
        // should extend it
    }
    /* the rest of the code is omitted */
}
```

The above also shows that method hasConsecutiveZeros now has a parameter forward. Depending on its boolean value, the direction to search for zeros are determined. While in the previous version zeros are searched for only in the forward direction, we now expect the extended hasConsecutiveZeros to be able to search for zeros in both directions.

Part of the above extension to a doubly linked list can be automated by following a few refactoring steps. After applying refactoring steps of adding a field and adding a parameter, we get the following change contract template for method hasConsecutiveZeros.

Q1. We ask you to fill in the blank. Note that the following change contract should say that only if forward is false, hasConsecutiveZeros may behave differently from before, and otherwise the same behavior should be preserved.

```
new_field prcd:Node;
new_param forward:boolean;
matches prcd == null && forward == ;
```

Q2. Also, explain in English what the above change contract means:

It means we have a new field prcd and a new parameter forward. And that if forward is true, and prcd is null, then the 2 versions have the same value.

4. The following shows a class that implements Iterator. Any Iterator class must have a next method that returns the next item to iterate over. The next method in the below returns either null if there is no more item to iterate over or a non-null value otherwise (i.e., items.get(currentIndex)).

```
import java.util.NoSuchElementException;

public class CustomIterator implements Iterator {
    private int currentIndex, size;
    private NonNullList items; // a list with no null item

    public Object next() {
        if (currentIndex < size) {
            Object result = items.get(currentIndex);
            currentIndex++;
            return result; // return a non-null value
        } else {
            return null;
        }
    }
    /* the rest of the code is omitted */
}
```

Now, we want to modify the above next method according to the following change contract.

```
ensured \result == null;
signals (NoSuchElementException) true;
```

Q1. Explain in English what the above change contract means:

in the previous version of the code, when result is null, we hope to see a NoSuchElementException thrown in this version.




(Continued in the next page)

Q2. Fill in the blank in the below with a modified statement that respects the given change contract. You can use the following API if necessary.

- NoSuchElementException() of class NoSuchElementException:
 - This is the default constructor of class NoSuchElementException.

```
public class CustomIterator implements Iterator {
    private int currentIndex, size;
    private NonNullList items; // a list with no null item

    public Object next() {
        if (currentIndex < size) {
            Object result = items.get(currentIndex);
            currentIndex++;
            return result; // return a non-null value
        } else {
            
        }
    }
}
```



5. The following shows the Person class that holds information about the first name, the last name, and so on. We assume that none of these strings is null.

```
public class Person {
    private String firstName; // non-null
    private String lastName; // non-null
    private Nationality nationality; // non-null

    public boolean hasSameName(String first, String last) {
        return firstName.equals(first) && lastName.equals(last);
    }

    public String getFirstName() { return this.firstName; }
    public String getLastName() { return this.lastName; }
    /* the rest of the code is omitted */
}
```

The above class has a boolean method `hasSameName` that returns true if given two parameters `first` and `last` match the fields `firstName` and `lastName`, respectively. We assume that those two parameters, `first` and `last`, cannot be null.

Now, we want to shorten the parameter list of `hasSameName` as follows. Again, we assume that the person parameter cannot be null.

```
public boolean hasSameName(Person person) {
    return person.getFirstName().equals(firstName)
        && person.getLastName().equals(lastName);
}
```

When we shorten the parameter list, an accompanying tool generated the following change contract template:

```
old_param first:String, last:String;
new_param person:Person;
matches  $\backslash prev(first) == person.getFirstName() \&\&$ 
 $\backslash prev(last) == person.getLastName()$ 
```

Q1. Fill in the above blank.

Q2. Also, explain in English what the above change contract means:

It means that we have structurally changed the code. In the previous version it was `first` and `last`, now the new parameter has a new object `person` and their relationship is $\backslash prev(first) == person.getFirstName()$ and $\backslash prev(last) == person.getLastName()$. Then we can view it as the same.

Part II

1. Consider the following program changes where the previous version at the top is changed to the new version at the bottom according to the change contract in the middle.

[The previous version]

```
public class InterTypeMethodBinding extends MethodBinding {
    private MethodBinding syntheticMethod;

    public MethodBinding getAccessMethod() {
        return syntheticMethod;
    }
    /* the rest of the code is omitted */
}
```



[Change contract for getAccessMethod]


```
new_field postDispatchMethod: MethodBinding;
new_param staticReference: boolean;
matches staticReference == false;
```



[The new version]


```
public class InterTypeMethodBinding extends MethodBinding {
    private MethodBinding syntheticMethod;
    private MethodBinding postDispatchMethod;

    public MethodBinding getAccessMethod(boolean staticReference) {
        if (staticReference) return postDispatchMethod;
        else return syntheticMethod;
    }
    /* the rest of the code is omitted */
}
```



- Q1. Explain in English what the above change contract means:

There is a new addition to the getAccessMethod and when staticReference == false, all behaviors should remain the same



- Q2. Also, fill in the blank of the new version.

2. Consider the following LazyMethodGen constructor.

```

1 public LazyMethodGen(Method m, LazyClassGen enclosingClass) {
2     this.enclosingClass = enclosingClass;
3     if (!m.isAbstract() && m.getCode() == null) {
4         throw new RuntimeException("bad non-abstract method with no code: " +
5             m + " on " + enclosingClass);
6     }
7     MethodGen gen = new MethodGen(m, enclosingClass.getName(),
8         enclosingClass.getConstantPoolGen());
9     this.memberView = new BcelMethod(enclosingClass.getType(), m);
10    this.accessFlags = gen.getAccessFlags(); this.returnType = gen.getReturnType();
11    this.name = gen.getName(); this.argumentTypes = gen.getArgumentTypes();
12    this.declaredExceptions = gen.getExceptions(); this.attributes = gen.getAttributes();
13    this.maxLocals = gen.getMaxLocals();
14    if (gen.isAbstract() || gen.isNative()) {
15        body = null;
16    } else {
17        body = gen.getInstructionList(); unpackHandlers(gen);
18        unpackLineNumbers(gen); unpackLocals(gen);
19    }
20    assertGoodBody();
21 }

```

The above constructor creates a custom object representing a Java method. This constructor raises a RuntimeException (see line 4-5) if method *m* (i.e., the first formal parameter of the constructor) does not have its associated code for its body (see "*m.getCode() == null*" at line 3) when this method is expected to have a body. Otherwise, an object should be created successfully. Remember that a Java method does not have its body only when it is declared as either an abstract method or a native method. That is, the following method declarations are legal in Java programs. Notice that bodies are not provided for the methods.

```

public abstract void foo();
public native void bar();


```

The problem of the above LazyMethodGen constructor is that a RuntimeException is raised even when the given first parameter *m* represents a native method. Such behavior of the constructor is buggy because a native method does not have to have body code. Thus, instead of raising a RuntimeException, the constructor should create an object successfully. In other words, a RuntimeException should not be thrown.

Q. Based on the above description, write a change contract for the above constructor. You can use the following APIs if necessary.

- boolean isNative() of class Method, i.e., the class of the first formal parameter of the LazyMethodGen constructor:
 - This method determines whether the method is declared as native or not.

requires *m.isNative() == true*;
 signaled (RuntimeException) *m.getCode() == null*;
 signals (RuntimeException) false;
 insured *result == null*;
 ensures *result != null*;



3. Consider the following program changes where the previous version at the top is changed to the new version at the bottom according to the change contract in the middle. Notice that the new version has an additional field `droppingBackToFullBuild`.

[The previous version]

```
public class AjPipeliningCompilerAdapter implements AbstractCompilerAdapter {
    List resultsPendingWeave = new ArrayList();
    private boolean reportedErrors;

    public void beforeCompiling(ICompilationUnit[] sourceUnits) {
        resultsPendingWeave = new ArrayList();
        reportedErrors = false;
    }

    /* the rest of the code is omitted */
}
```



[Change contract for `beforeCompiling` and the other methods]

```
new_field droppingBackToFullBuild: boolean;
matches droppingBackToFullBuild = ;
```



[The new version]

```
public class AjPipeliningCompilerAdapter implements AbstractCompilerAdapter {
    List resultsPendingWeave = new ArrayList();
    private boolean reportedErrors;
    private boolean droppingBackToFullBuild; // a new field

    public void beforeCompiling(ICompilationUnit[] sourceUnits) {
        resultsPendingWeave = new ArrayList();
        reportedErrors = false;
        droppingBackToFullBuild = false; // a new statement
    }

    /* the rest of the code is omitted */
}
```

Depending on the boolean value of the new field `droppingBackToFullBuild`, the behaviors of the methods in `AjPipeliningCompilerAdapter` are either preserved or changed. Only if its value is true, the behaviors are changed. If its value is false, the new version behave in the same as the previous version does.

Q. Fill in the blank of the above change contract.