



CS4340 Digital Special Effects

Project Proposal

CS4340 Project Proposal

Title: Fighter Fought

Team Members:

- Carol Wee Cui Ting U077148W
- Janet Teo Cia Cien U077368J
- Lim Kang Ming Kenny U077128A
- Tan Kel Vin U077372L

Effect:

- Main Effects: Lightning bolt and force field
- Novelty: The interaction between special effects and how a person would react when he's struck by a lightning bolt.

Story:

The year is 2012. This is year which the AutoMaya Calendar predicts that the very fate and balance of the entire earth lies in the survival of this chosen person called Luke Skywalker. Luke's death would signal the end of the world in a week. A mysterious man who has been trained in the dark arts has been commanded by his evil master, who bears deep hatred for the world, to hunt down and assassinate Luke once and for all.

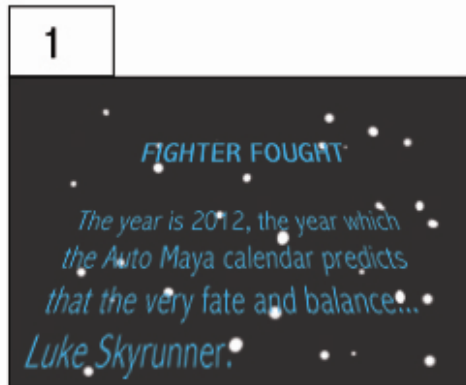
On this fateful morning, Luke is on his way to school -- just like any other ordinary day -- when the mysterious man suddenly appeared in front of him from a blind spot. Luke becomes afraid and puzzled at the murderous stare of the mysterious man. Before Luke can even question his intent the mysterious man raises his right hand and unleashes a lightning bolt at Luke. Luke (being trained in the light arts and with his quick reaction) activates a force field that deflects the bolt that later hits an innocent animal creature. The mysterious man becomes infuriated by Luke's defensive move and channels a longer and stronger chain of lightning bolt at Luke. Luke's force field is slowly weakened by the ferocious attack. Moments later, his force field eventually dissipates and the intense lightning bolt electrocutes Luke, splattering blood and leaving him totally battered on the floor.

CS4340 Project Proposal

The mysterious man smirks at the fallen Luke. Knowing he has accomplished his mission, the mysterious man turns and walks away to announce the death of Luke to his master. Little does he know that Luke has started to show signs of regeneration as an open wound on his face begins to heal. To be continued...

CS4340 Project Proposal

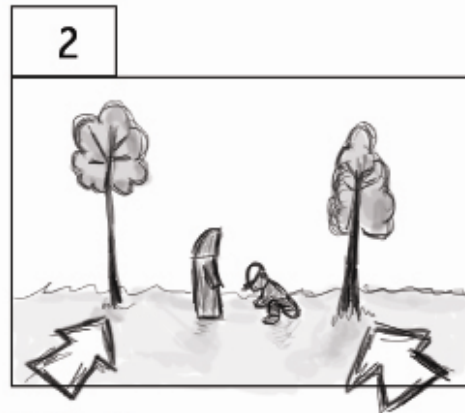
Storyboard



Dialogue

Action

Camera Star-Wars-like intro



Dialogue

Action

Camera Slight zoom in




Dialogue

Action

Camera Pan to the right

Over the shoulder shot




Dialogue

Action Disciple lifts head in acknowledge, and nods

Camera Over-the-shoulder

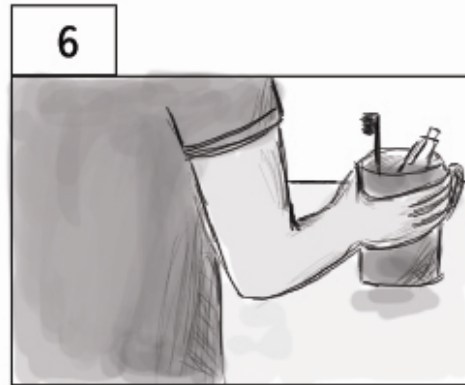
CS4340 Project Proposal



Dialogue

Action Alarm rings

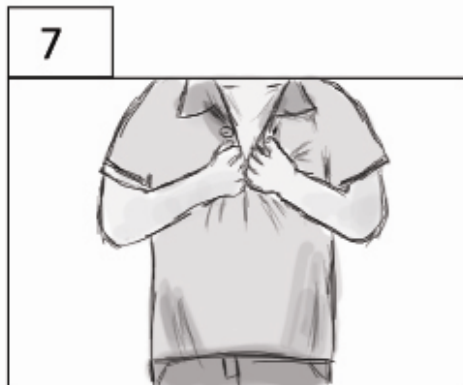
Camera Does not see face



Dialogue

Action Luke Skywalker picks up mug

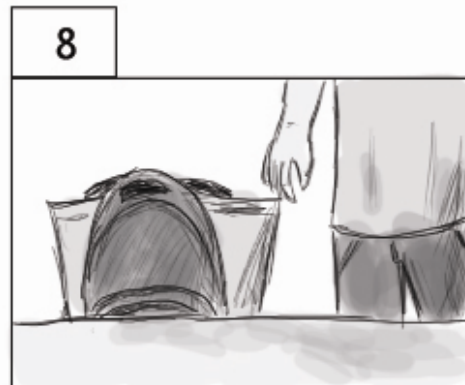
Camera Does not see face



Dialogue

Action Buttons up shirt

Camera Does not see face



Dialogue

Action Picks up school bag

Camera Does not see face

CS4340 Project Proposal

9




Dialogue

Action Exits house and gets on bicycle

Camera

10



Dialogue

Action

Camera Pans/Tracks along

11



Dialogue

Action Luke approaches bend

Camera

12




Dialogue

Action Evil disciple appears and stalks

Camera


CS4340 Project Proposal



Dialogue

Action


Camera Pans to the right



Dialogue

Action Evil disciple walking


Camera Tracks along/zoom in



Dialogue

Action

Camera Zoom in



Dialogue

Action Evil disciple ambush!

Camera

CS4340 Project Proposal

17



Dialogue

Action Luke gasps

Camera Close Up

18




Dialogue

Action Evil disciple prepares
lightning bolt

Camera Close Up

19




Dialogue

Action Luke's reflex action.
His force shield is activated.

Camera Close Up

20




Dialogue

Action Lightning bolt deflected
and hits a bird.

Camera

CS4340 Project Proposal

21



Dialogue

Action

Camera

22




Dialogue

Action

Camera

23



Dialogue

Action They stare intensely at each other.

Camera Evil disciple: R to L
Luke: L to R

24




Dialogue

Action Shoots lightning bolt.

Camera Medium Close Up


CS4340 Project Proposal



Dialogue

Action Force shield

Camera Medium Close Up



Dialogue

Action Force shield weakens.

Camera Medium Close Up



Dialogue

Action Force shield collapses.

Camera Medium Close Up



Dialogue

Action Luke injured.

Camera Medium Close Up

Blood splatter on screen.



Dialogue

Action Convinced of Luke's death,
evil disciple leaves


Camera Wide angle



Dialogue

Action Injuries fade away

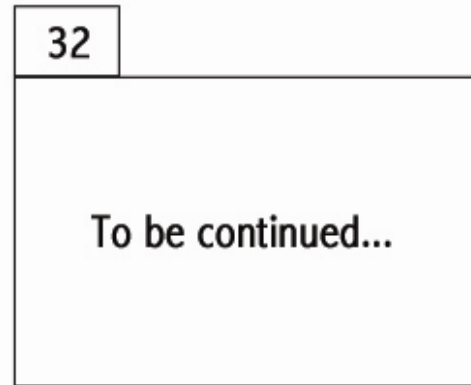
Camera



Dialogue

Action

Camera Close up of face with
injuries



Dialogue

Action

Camera

CS4340 Project Proposal

Production Ideas:

i. Describe the visual elements needed to achieve the effect.

The video footage will depict the antagonist attacking the protagonist by shooting lightning bolts to the protagonist. The protagonist will then try to defend himself by throwing up a force field around him.

ii. Describe how to create the visual elements.

Real life footage of actors will be captured in a real environment. After that, the lightning bolt, force field and 3D models will be added through CGI means.

iii. Describe how to put the visual elements together to achieve the effect.

Lightning bolt and force field will be added to the footage. Because these elements may affect the lighting around it, we will be adding shadows and performing color adjustments. Synchronization of the effects to the actors' movements will be ensured to make the film believable.

Roles of team members:

| | Carol | Janet | Kenny | Kel Vin |
|--------------------------------|-------|-------|-------|---------|
| Filming | ✓ | ✓ | | |
| Acting | | | ✓ | ✓ |
| Directing | ✓ | ✓ | ✓ | ✓ |
| Lightning Effect | | | ✓ | |
| Force Field | | | | ✓ |
| Wound Healing | ✓ | | | |
| Blood Splatter and 3D Modeling | | ✓ | | |
| Video Editing | ✓ | ✓ | ✓ | ✓ |

CS4340 Project Proposal

Production plan/schedule:

| Date | Tasks |
|-------------|---|
| Week 5 | Idea proposal and storyboarding |
| Week 6 | Submission of project proposal |
| Recess Week | Filming of actual footage |
| Week 7 | 3D Modeling and creation of special effects |
| Week 8 | Compositing and video editing |
| Week 9 | Finalization of main special effects Project Update 1 |
| Week 10 | Match moving and sound effects |
| Week 11 | Polishing of individual special effects |
| Week 12 | Creation of “Making of” clips Color Matching Project Update 2 |
| Week 13 | Submission and presentation |