

## CS4340 Digital Special Effects Project Proposal

Title: The chronicles of the wind (风扇传)

**Group:** FilmTalk

### **Project team members:**

Low Eng Chye (U087200N)

Zhang Huiyun (U087123U)

Melissa Ng (U086983L)

### **1. The Effect**

Character who casted the shield (OP2), conjure a fan that sucks the lightning energy to make it its own and output strong wind turbulence to send his opponent flying (OP1).

### **2. The Story:**

The shield casted by OP2 began to weaken and before he was hit by another shot of lightning, he performed an alchemy (ability to create something out of nothing through using one's surrounding materials) to create another weapon. However, due to panic and distraction during the alchemy process, a mini fan appeared instead of his ideal huge iron fan (芭蕉扇 / 铁扇).

Nonetheless, OP2 tried using the mini electrical fan to block the lightning attacking from OP1. To OP2 surprise, the mini fan was powered up by the lightning and generate strong wind turbulence blowing OP1 away.

The main visual effect would be having the mini fan being able to generate such strong wind turbulence as is only possible or often seen in games/virtual world.

### **3. Production Ideas**

1. Alchemy Ring - Create an image of the transmutation ring and process it in after effect (make it flow and shiny). This composition will then be placed into the main video.
2. Fan takes in energy - Using particles to create the circular wind motion comprising of lightning swirling within. Adjust it accordingly to the increase in wind power from the fan to produce "**cyclone**" like effect.
3. Hurricane/wind cum lightning from fan - Using particles to create smoke and lightning effect separately before overlay them together.

#### 4. Role of each group member:



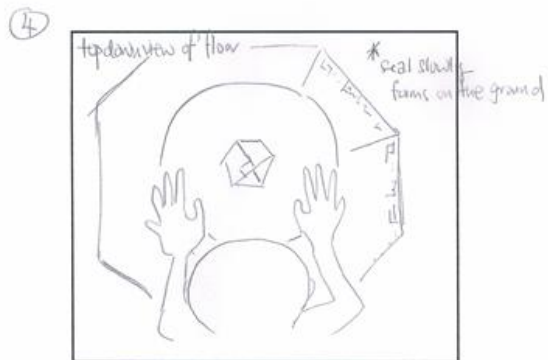

Role	Huiyun	Mel	Eng Chye
Filming			Y
Director / Producer		Y	
Acting	Y		
Sound Effect	Y	Y	Y
Post-Production	Y	Y	Y

More information on specific individual post-production work scope will be updated on the next project update.


#### 5. Production Schedule:

Date	Schedule
Week 7	Submission of Proposal Experiment with the proposed special effects.
Week 8	Gathering of props Explore filming locations and shots angle
Week 9	Actual filming Post-Production
Week 10	Post-Production Project Updated
Week 11	Post-Production Touch up final video
Week 12	Video Submission Compilation of the making video
Week 13	Making of Video Submission


## 6. Storyboard




9



10



11




12



13



14



15



16

