

CS4340
Project
Proposal

Highway Productions

CHOY QIAN NING, JASMINE
TAN PECK LUAN
YANG SHUOJUN

U087312H
U087308E
U077139L

Table of Contents

1. Group Name & Team Members	3
2. The Effect	3
3. Synopsis	3
4. Storyboard	4
5. Production Notes	5
6. Roles of Team Members	5
7. Production Schedule	6

1. Group Name & Team Members

Highway Productions

Choy Qian Ning, Jasmine	U087312H
Tan Peck Luan	U087308E
Yang Shuojun	U077139L

2. The Effect

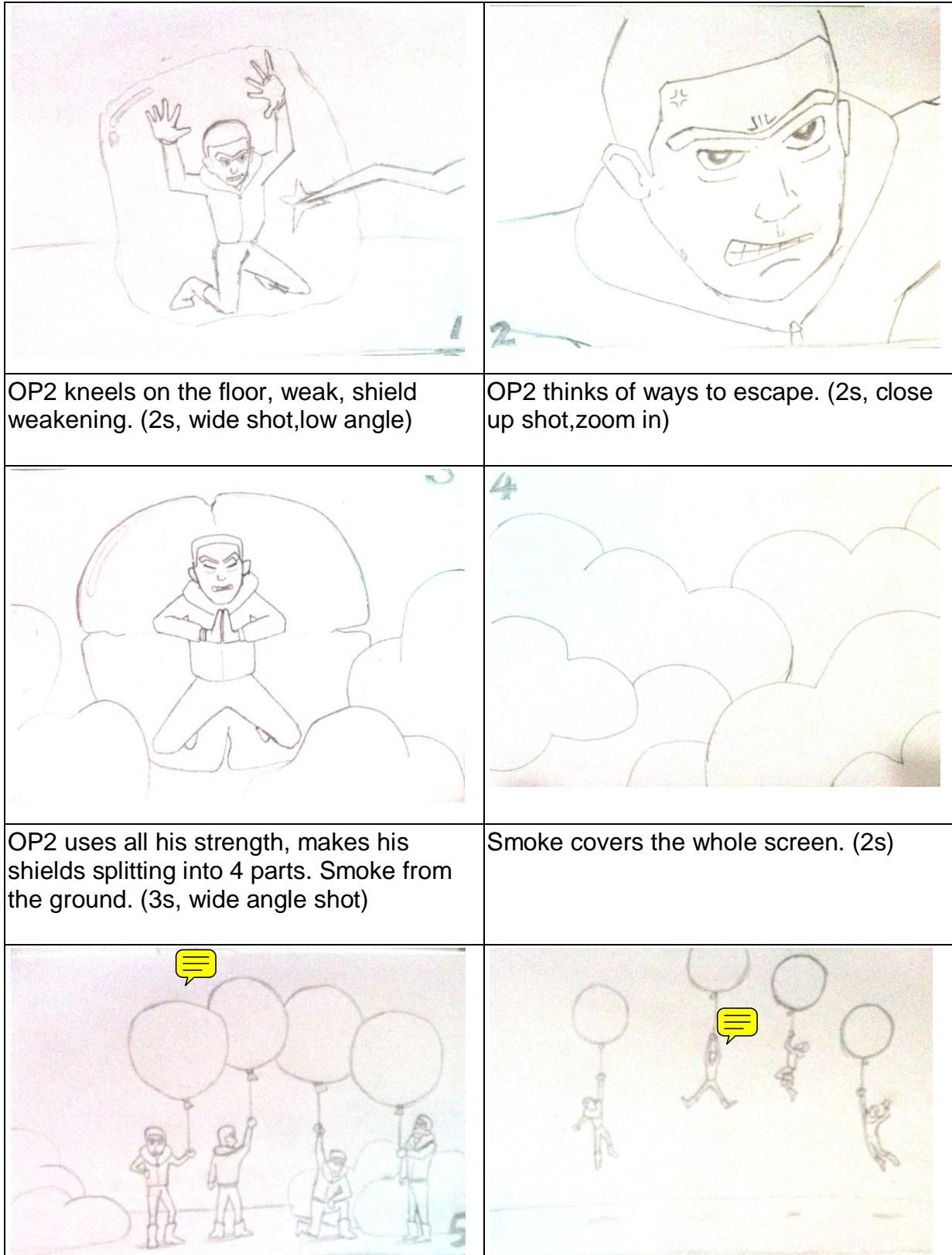
Smoke transition to multiple smaller clones of Op2 with each clone holding a balloon trying to escape.

3. Synopsis

As Op2 is losing, he uses all his remaining strength (*there will be a smoke transition*) to create multiple smaller clones of himself with each clone holding a balloon and trying to escape from Op1. Op1 is shock to see so many clones of OP2 and tries to shoot the balloons with his single lightning bolt. Whenever Op1 manages to shoot a balloon, the balloon will duplicate itself and become two balloons. The same clone will be holding on to the two balloons. Therefore, the more balloons Op1 shot, the more balloons will appear. In the end, Op2 escaped and Op1 is very angry.


Novelty: The balloon interaction with the character and the lighting blot.

4. Storyboard





When the smoke clears, the shield has turned into 4 balloons, and he turns into 4 smaller OP2/himself. (1s, POV shot, wide angle shot)

The balloons started floating into the sky. OP2 is escaping! (3s, extreme wide shot, POV shot)





OP1 is very surprised and shocked to see. (2s, medium close up shot)

OP1 tries to shoot towards the balloons, but he finds it hard to aim. (3s, over the shoulder shot)



OP1 finally manages to burst one balloon. (1s, over the shoulder shot)

Unexpectedly, the burst balloon turns into 2 balloons. (1s)



As OP1 continues shooting, the number of balloons increases rapidly. OP2s fly faster


OP1 is very upset and angry. (3s, high angle shot)

and faster towards the sky. (3s, low angle shot)	
--	--

5. Production Notes

The production will rely on chroma keying techniques for the cloning of the character as well as the character interaction with the real balloon and after effect built-in tools for the smoke effect. The character will interact with the balloon in front of a green screen. We will make use of other video footages that we shoot and use composition to combine all the video footages together to achieve the effect.

6. Roles of Team Members

	Choy Qian Ning, Jasmine	Tan Peck Luan	Yang Shuojun
Acting	✓		✓
Directing		✓	
Special Effects	✓	✓	✓
Post Production	✓	✓	✓
Making-of Video	✓	✓	✓

7. Production Schedule

Week	Task	Remarks
Week 7	Finalize Script	Project Proposal
Pre-Production		
Week 8	Exploring location & Get all Props needed	
Production		
Week 9	Shooting raw & Making-of footages - Green Screen for balloons & clones of OP2	
Post-Production		
Week 10 & 11	Editing, Smoke Creation, Chroma Keying, Cloning, Compositing	Progress Update (Week 10)
Week 12	Final Touch-up of Effects Video & Compositing Making-of Video	Individual Effects & Group Effects Video
Week 13	Submission & Presentation	Final Video Presentation & Making-of Video
