



CS4340 – Digital Special Effects
SEMESTER 2, AY 2011/2012
Final Project Proposal

neXfect Productions

FEDERICO BURCH

A0093406H

MONICA WILLIAMS

A0093437Y

NG XUE LIN SHERILYN

U087345E

SITI HUMAIRAH BINTE MOHAMED TAUFEEK

U087347A

28 February 2012



1-line description

Lightning bolt causes OP2 to disintegrate into multiple crows. OP1 grows wings.

Synopsis/Novelty

OP1 and OP2 facing each other, getting ready to fight. OP1 starts her attack. She strikes OP2 with her most famous lightning bolt. The lightning bolt emanates from OP1's hand towards OP2 continuously. OP2 protects herself from the lightning bolt by creating a planar protective shield that absorbs the bolt. However, OP2's shield could not withstand the power of the lightning bolt for long. Eventually, OP2 starts to weaken and the shield bends towards her. OP2 then disintegrates into multiple crows. The crows fly off to the sky. And the bright day gradually turns into a dark, gloomy day. Lightning strikes and loud thunder roars. As the sky turns dark, OP1 turns into a villain. A pair of black wings slowly grows from the back of her body. She smirks, another thunder roars and a crow flies off into the screen. The major novelty is the addition of appendages to OP1's back and OP2's disintegration into crows. OP2 dissolves into smoke and black crows. OP1's wings are black and grow slowly from between OP1's shoulder blades. The camera will show the back and then the front. These effects are to show that OP1 has become like OP2 who has turned into many black winged creatures.

Storyboard

<p>Panel 10</p> 	<p>Scene Description</p> <p>OP2 disintegrates, smoke spreads out.</p> <p>Camera</p> <p>Medium close up shot.</p>
<p>Panel 11</p> 	<p>Scene Description</p> <p>Smoke covers OP2 and multiple crows fly out in all directions.</p> <p>Camera</p> <p>No change to camera position.</p>

Panel 12



Scene Description

Crows fly towards the sky.

Camera

Tilt and pan to the sky.

Panel 13



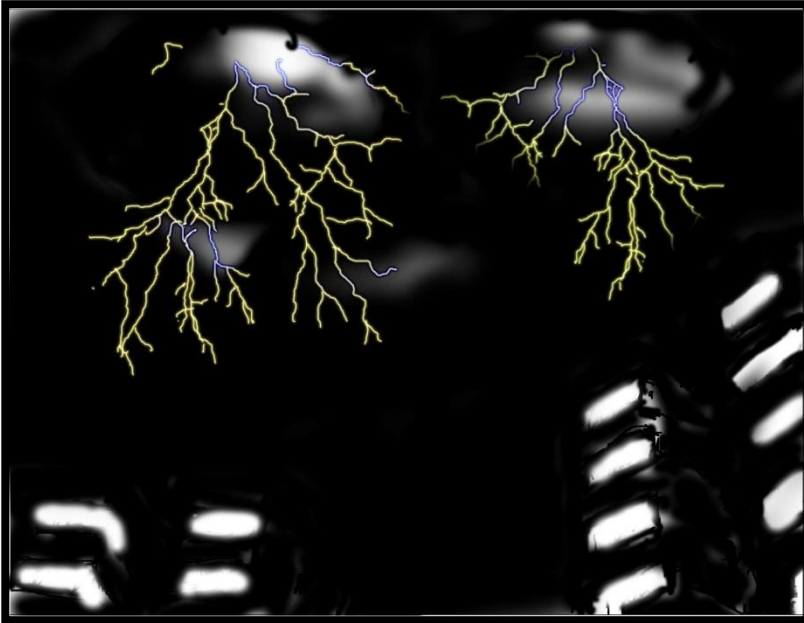
Scene Description

Sky changes from bright to dark and gloomy.

Camera

Wide angle shot.

Panel 14



Scene Description

Lightning strikes and thunder roars.

Camera

No change to camera position.



Panel 15




Scene Description

A pair of black wings slowly grows from the back of OP1.

Camera

Medium close up shot of OP1's back.

Panel 16



Scene Description

Fully grown wings on OP1's back.

Camera

Medium shot of the OP1's back. Camera pan to the front of OP1.

Panel 17



Scene Description

OP1 spread out wings.

Camera

Camera pan from the back of OP1. Medium close up shot of OP1's front.

Panel 18




Scene Description

OP1 smirks.

Camera

Extreme close up shot.


Panel 19



Scene Description

Crows fly around in the sky.

Camera

Camera pan away from OP1's face to the sky. Medium shot. 

Panel 20



Scene Description

One of the birds flies towards the camera and the scene cuts.

Camera

No change to camera position.

Roles of each group member

Federico Burch

Creates the CG black wings for OP1 and handles the motion tracking.

Monica Williams

Creates the sky displacement, colour correction, other weather assets and adds sounds.

Ng Xue Lin Sherilyn

Creates the CG crow, animates and clones it to make multiple crows for disintegration of OP2.

Siti Humairah Binte Mohamed Taufek

Creates the disintegration of OP2 and works with Sherilyn to combine the disintegration into multiple crows.

Production Notes

neXffect Production will mostly create the special effects in After Effects CS4. Also, we will be using Autodesk Maya to model CG crows.

Disintegration of OP2

Disintegrate OP2 with smoke particle. An explosion as the sound effect will be added to create dramatic effect. Once the disintegration part is done, we will combine it with the CG crows to create the disintegration of OP2 into multiple crows.

Creating/Cloning of CG crow

Autodesk Maya will be used to model, texture and rig a crow. 3D camera will be created to match the camera movement of our actual footage. Crows will then be cloned and animated in different directions. This will be rendered into a few videos. Adobe After Effects will be used to combine these few videos so as to speed up the rendering process.

Creating of CG black wings

Using 3D software package, angel wings will be modelled, textured, and rigged. Then the wings will be integrated into Adobe After Effects for movie matching. Effects will be used to make the wings “grow” or

“appear” on the character along with some darkness effects to make the character look evil.

Combining the Disintegration into multiple crows

Smoke effects will be created using particle plug-in, it will then be combined with the random crows flying videos. 3D camera will be created to match the camera movement of our actual footage.

Weather (Sky replacement / colour correction)

Sky replacement makes the weather look stormy; colour correction tints the video into the appropriate colour for the weather. Lightning will be added using a combination of the two in Adobe After Effects.

Sound effects

Aviary tools, stock sounds, and/or, Audacity. Sound effects augment the electricity, birds, weather and during fighting scene.

Production Schedule:

PRODUCTION SCHEDULE										
WEEKS	----->	6	Recess Week	7	8	9	10	11	12	13
TO DO:		Project Instructions released								
PRE-PRODUCTION PLANS										
Proposal										
Storyline		All								
Finding location to film		All								
Production Notes			All							
Schedule			Humairah							
Storyboard			Sherilyn							
Research on how to do effects			All	All						
Submission of proposal				All						
PRODUCTION PLANS										
Filming Footages										
Casts			Humairah Sherilyn							
Director			Monica							
Assistant Director/Crew			Federico							
Compositing raw footages				Federico						
POST-PRODUCTION PLANS										
Filming of "making of" video				All	All	All	All	All		
Creating Special Effects										
Creating CG black wings										
Modelling					Federico					
Motion tracking						Federico	Federico			
Creating multiple CG crows										
Modelling				Sherilyn						
Texturing				Sherilyn						
Rigging					Sherilyn					
Animating					Sherilyn	Sherilyn	Sherilyn			
Disintegrating OP2				Humairah	Humairah					
Combining disintegration with multiple crows						Humairah Sherilyn	Humairah Sherilyn			
Sky displacement, Color correction					Monica	Monica	Monica			
Integration of effects (part 1)						All	All			
Progress Update										
Summary of work done						All				
Problems Encountered						All				
Solutions						All				
Schedule refined						Humairah				
Submission of Progress Update							All			
Refine and polish up effects							All			
Integration of effects (part 2)								All		
Add sound effects								All		
Final Touch ups on effects videos								All	All	
Submission of Effects Videos									All	
Final Touch ups on "making of" videos									All	All
Submission of "Making of" Video										All