

CS3245

Information Retrieval

Lecture 7: Scoring, Term Weighting and the
Vector Space Model

7

Last Time: Index Compression

- Collection and vocabulary statistics: Heaps' and Zipf's laws
- Dictionary compression for Boolean indexes
 - Dictionary string, blocks, front coding
- Postings compression: Gap encoding

collection (text, xml markup etc)	3,600.0	MB
collection (text)	960.0	
Term-doc incidence matrix	40,000.0	
postings, uncompressed (32-bit words)	400.0	
postings, uncompressed (20 bits)	250.0	
postings, variable byte encoded	116.0	



Today: Ranked Retrieval

Skipping over Section 6.1; will return to it later

- Scoring documents
- Term frequency
- Collection statistics
- Weighting schemes
- Vector space scoring



Ranked retrieval

- Thus far, our queries have all been Boolean.
 - Documents either match or don't.
- **Good** for expert users with precise understanding of their needs and the collection.
 - Also good for applications: Applications can easily consume 1000s of results.
- **Not good** for the majority of users.
 - Most users incapable of writing Boolean queries (or they are capable, but they think it's too much work).
 - Most users don't want to wade through 1000s of results.
 - This is particularly true of web search.

Problem with Boolean search: Feast or Famine



- Boolean queries often result in either too few (=0) or too many (1000s) results.
- Query 1: “*standard user dlink 650*” → 200,000 hits
 - Also called “information overload”
- Query 2: “*standard user dlink 650 no card found*” → 0 hits
- It takes a lot of skill to come up with a query that produces a manageable number of hits.
 - AND gives too few; OR gives too many



Ranked retrieval models

- Rather than a set of documents satisfying a query expression, in **ranked retrieval models**, the system returns an ordering over the (top) documents in the collection with respect to a query
- **Free text queries**: Rather than a query language of operators and expressions, the user's query is just one or more words in a human language
- Two separate choices, but in practice, ranked retrieval models are associated with free text queries



Ranked retrieval

- When a system produces a ranked result set, large result sets are not an issue
 - We just show the top k (≈ 10) results
 - We don't overwhelm the user

- Premise: the ranking algorithm works



Scoring as the basis of ranked retrieval

- We wish to return in order the documents most likely to be useful to the searcher
- How can we rank the documents in the collection with respect to a query?
- Assign a score – say in $[0, 1]$ – to each document
- This score measures how well document and query “match”.



Query-document matching scores

- We need a way of assigning a score to a query/document pair
- Let's start with a one-term query
- If the query term does not occur in the document: score should be 0
- The more frequent the query term in the document, the higher the score (should be)



Take 1: Jaccard coefficient

- Recall the Jaccard coefficient from Chapter 3 (spelling correction): A measure of overlap of two sets A and B

$$\text{Jaccard}(A, B) = |A \cap B| / |A \cup B|$$

$$\text{Jaccard}(A, A) = 1$$

$$\text{Jaccard}(A, B) = 0 \text{ if } A \cap B = 0$$

Pros:

- A and B don't have to be the same size.
- Always assigns a number between 0 and 1.

Blanks on slides, you may want to fill in



Jaccard coefficient: Scoring example

- What is the query-document match score that the Jaccard coefficient computes for each of the two documents below?
- Query: *ides of march*
- Document 1: *caesar died in march*
- Document 2: *the long march*



Issues with Jaccard for scoring

1. It doesn't consider *term frequency* (how many times a term occurs in a document)
 - Rare terms in a collection are more informative than frequent terms. Jaccard doesn't consider this information
2. We need a more sophisticated way of normalizing for length
 - Later in this lecture, we'll use $|A \cap B| / \sqrt{|A \cup B|}$... instead of $|A \cap B| / |A \cup B|$ (Jaccard) for length normalization.

Recap: Binary term-document incidence matrix



	Antony and Cleopatra	Julius Caesar	The Tempest	Hamlet	Othello	Macbeth
Antony	1	1	0	0	0	1
Brutus	1	1	0	1	0	0
Caesar	1	1	0	1	1	1
Calpurnia	0	1	0	0	0	0
Cleopatra	1	0	0	0	0	0
mercy	1	0	1	1	1	1
worser	1	0	1	1	1	0

Each document is represented by a **binary vector** $\in \{0,1\}^{|V|}$



Term-document count matrices

- Store the number of occurrences of a term in a document:
 - Each document is a **count vector** in \mathbb{N}^v : a column below

	Antony and Cleopatra	Julius Caesar	The Tempest	Hamlet	Othello	Macbeth
Antony	157	73	0	0	0	0
Brutus	4	157	0	1	0	0
Caesar	232	227	0	2	1	1
Calpurnia	0	10	0	0	0	0
Cleopatra	57	0	0	0	0	0
mercy	2	0	3	5	5	1
worser	2	0	1	1	1	0



Bag of words model

- Con: Vector representation doesn't consider the ordering of words in a document
 - *John is quicker than Mary* and *Mary is quicker than John* have the same vectors
- In a sense, this is a step back: The positional index was able to distinguish these two documents.
- We will look at “recovering” positional information later in this course.
- For now: bag of words model

Term frequency tf

- The term frequency $tf_{t,d}$ of term t in document d is defined as the number of times that t occurs in d .
- We want to use tf when computing query-document match scores. But how?
- Raw term frequency is not what we want:
 - Relevance does not increase proportionally with term frequency.
 - A document with 10 occurrences of the term is more relevant than a document with 1 occurrence. But not 10 times more relevant.

Note: frequency = count in IR

Log-frequency weighting



- The log frequency weight of term t in d is

$$w_{t,d} = \begin{cases} 1 + \log_{10} \text{tf}_{t,d}, & \text{if } \text{tf}_{t,d} > 0 \\ 0, & \text{otherwise} \end{cases}$$

e.g. $0 \rightarrow 0$, $1 \rightarrow 1$, $2 \rightarrow 1.3$, $10 \rightarrow 2$, $1000 \rightarrow 4$, etc.

- Score for a document-query pair: sum over terms t in both q and d :

$$\text{score} = \sum_{t \in q \cap d} (1 + \log \text{tf}_{t,d})$$

- The score is 0 if none of the query terms is present in the document.

Document frequency



- Rare terms are more informative than frequent terms
 - Recall stop words
 - Consider a term in the query that is rare in the collection (e.g., *arachnocentric*)
- A document containing this term is very likely to be relevant to the query *arachnocentric*
 - We want a high weight for rare terms like *arachnocentric*.

Blanks on slides, you may want to fill in



Document frequency, continued

- **Frequent terms** are less informative than **rare terms**
- Consider a query term that is frequent in the collection (e.g., *high*, *increase*, *line*)
- A document containing such a term is more likely to be relevant than a document that doesn't ...
- For frequent terms, we want high positive weights for words like *high*, *increase*, and *line* ...
- We will use document frequency (df) to capture this.

idf weight



- df_t is the document frequency of t : the number of documents that contain t
 - df_t is an inverse measure of the informativeness of t
 - $df_t \leq N$
- We define the idf (inverse document frequency) of t by

$$idf_t = \log_{10} (N/df_t)$$

- We use $\log (N/df_t)$ instead of N/df_t to “dampen” the effect of idf.



Example: suppose $N = 1$ million

term	df_t	idf_t
calpurnia	1	6
animal	100	4
sunday	1,000	3
fly	10,000	2
under	100,000	1
the	1,000,000	0

$$idf_t = \log_{10} (N/df_t)$$

There is one idf value for each term t in a collection.

Blanks on slides, you may want to fill in



Effect of idf on ranking

- Does idf have an effect on ranking for one-term queries, like iPhone?
- idf has _____ on ranking one term queries
 - idf affects the ranking of documents for queries with at least _____
 - For the query **capricious person**, idf weighting makes occurrences of **capricious** count for much more in the final document ranking than occurrences of **person**.



Collection vs. Document frequency

- The collection frequency of t is the number of occurrences of t in the collection, counting multiple occurrences.

- Example:

Word	Collection frequency	Document frequency
<i>insurance</i>	10440	3997
<i>try</i>	10422	8760

- Which word is a better search term (and should get a higher weight)?

tf-idf weighting



- The tf-idf weight of a term is the product of its tf weight and its idf weight.

$$w_{t,d} = (1 + \log \text{tf}_{t,d}) \times \log_{10}(N / \text{df}_t)$$

- **Best known weighting scheme IR**
 - Note: the “-” in tf-idf is a hyphen, not a minus sign!
 - Alternative names: tf.idf, tf x idf
- **Increases** with the number of occurrences within a document
- **Increases** with the rarity of the term in the collection



Final ranking of documents for a query

$$\text{Score}(q, d) = \sum_{t \in q \cap d} \text{tf.idf}_{t, d}$$



Binary \rightarrow count \rightarrow weight matrix

	Antony and Cleopatra	Julius Caesar	The Tempest	Hamlet	Othello	Macbeth
Antony	5.25	3.18	0	0	0	0.35
Brutus	1.21	6.1	0	1	0	0
Caesar	8.59	2.54	0	1.51	0.25	0
Calpurnia	0	1.54	0	0	0	0
Cleopatra	2.85	0	0	0	0	0
mercy	1.51	0	1.9	0.12	5.25	0.88
worser	1.37	0	0.11	4.15	0.25	1.95

Each document is now represented by a real-valued vector of tf-idf weights $\in \mathbb{R}^{|V|}$



Documents as vectors

- So we have a $|V|$ -dimensional vector space
- Terms are axes of the space
- Documents are points or vectors in this space
- High-dimensional: tens of thousands of dimensions; each dictionary term is a dimension
- These are very sparse vectors - most entries are zero.



Queries as vectors

- Key idea 1: Do the same for queries: represent them as vectors in the space; they are “mini-documents”
- Key idea 2: Rank documents according to their proximity to the query in this space
- proximity = similarity of vectors
- proximity \approx inverse of distance
- **Motivation: Want to get away from the you're-either-in-or-out Boolean model.**
- Instead: rank more relevant documents higher than less relevant documents

Blanks on slides, you may want to fill in



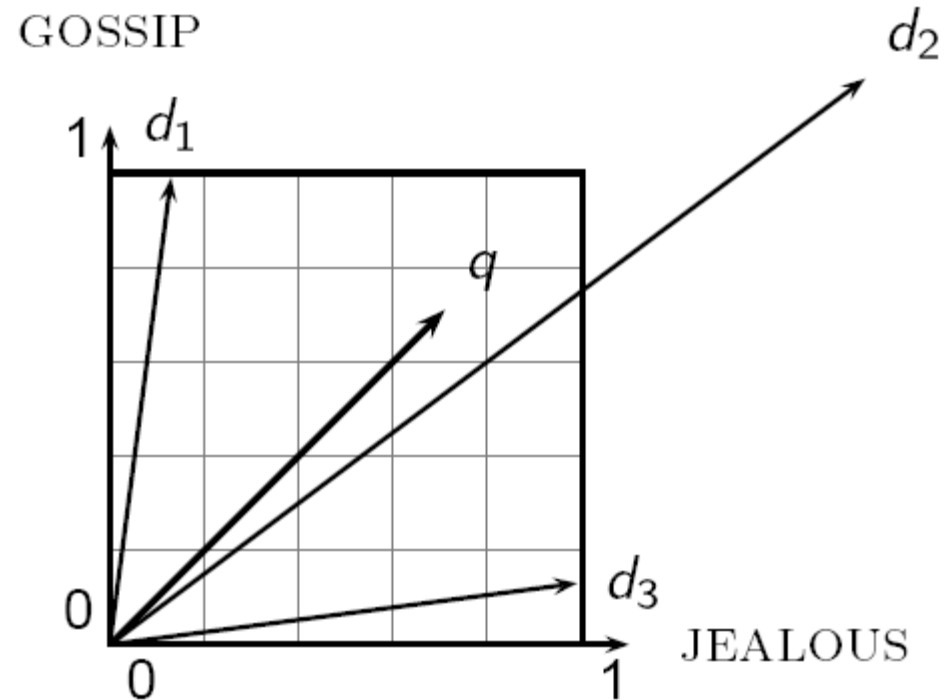
Formalizing vector space proximity

- First cut: distance between two points
 - (= distance between the end points of the two vectors)
- **Euclidean distance?**
- Euclidean distance is a bad idea ...

Why distance is a bad idea



The Euclidean distance between q and d_2 is large even though the distribution of terms in the query q and the distribution of terms in the document d_2 are very similar.





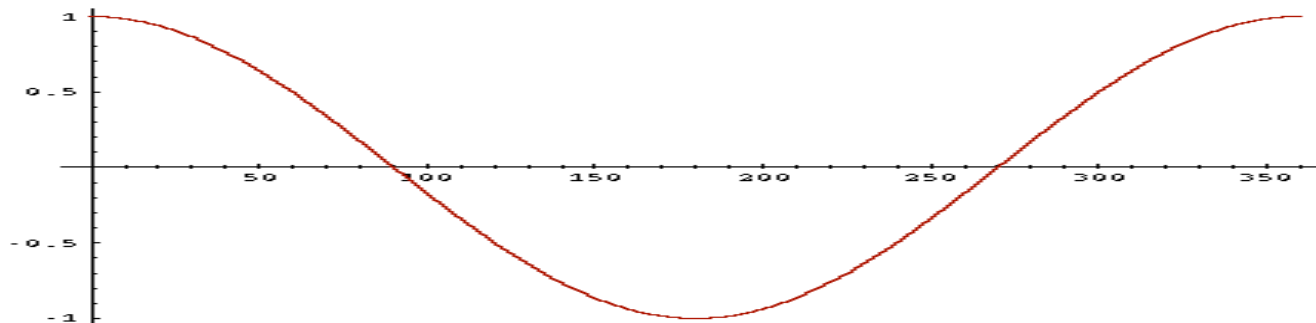
Use angle instead of distance

- Distance counterexample: take a document d and append it to itself. Call this document d' .
- “Semantically” d and d' have the same content
- The Euclidean distance between the two documents can be quite large
- The angle between the two documents is 0, corresponding to maximal similarity.
- Key idea: Rank documents according to angle with query.



From angles to cosines

- The following two notions are equivalent.
 - Rank documents in decreasing order of the angle between query and document
 - Rank documents in increasing order of $\cos(\text{angle}(\text{query}, \text{document}))$
- Cosine is a monotonically decreasing function for the interval $[0^\circ, 180^\circ]$





Length normalization

- A vector can be (length-) normalized by dividing each of its components by its length – for this we use the

L_2 norm:

$$\|\vec{x}\|_2 = \sqrt{\sum_i x_i^2}$$

- Dividing a vector by its L_2 norm makes it a unit (length) vector (on surface of unit hypersphere)
- Effect on the two documents d and d' (d appended to itself) from earlier slide: they have identical vectors after length normalization.
 - Long and short documents now have comparable weights

cosine (query, document)



Dot product

Unit vectors

$$\cos(\vec{q}, \vec{d}) = \frac{\vec{q} \cdot \vec{d}}{|\vec{q}| |\vec{d}|} = \frac{\vec{q}}{|\vec{q}|} \cdot \frac{\vec{d}}{|\vec{d}|} = \frac{\sum_{i=1}^{|V|} q_i d_i}{\sqrt{\sum_{i=1}^{|V|} q_i^2} \sqrt{\sum_{i=1}^{|V|} d_i^2}}$$

q_i is the tf-idf weight of term i in the query

d_i is the tf-idf weight of term i in the document

$\cos(\vec{q}, \vec{d})$ is the cosine similarity of \vec{q} and \vec{d} ... or, equivalently, the cosine of the angle between \vec{q} and \vec{d} .

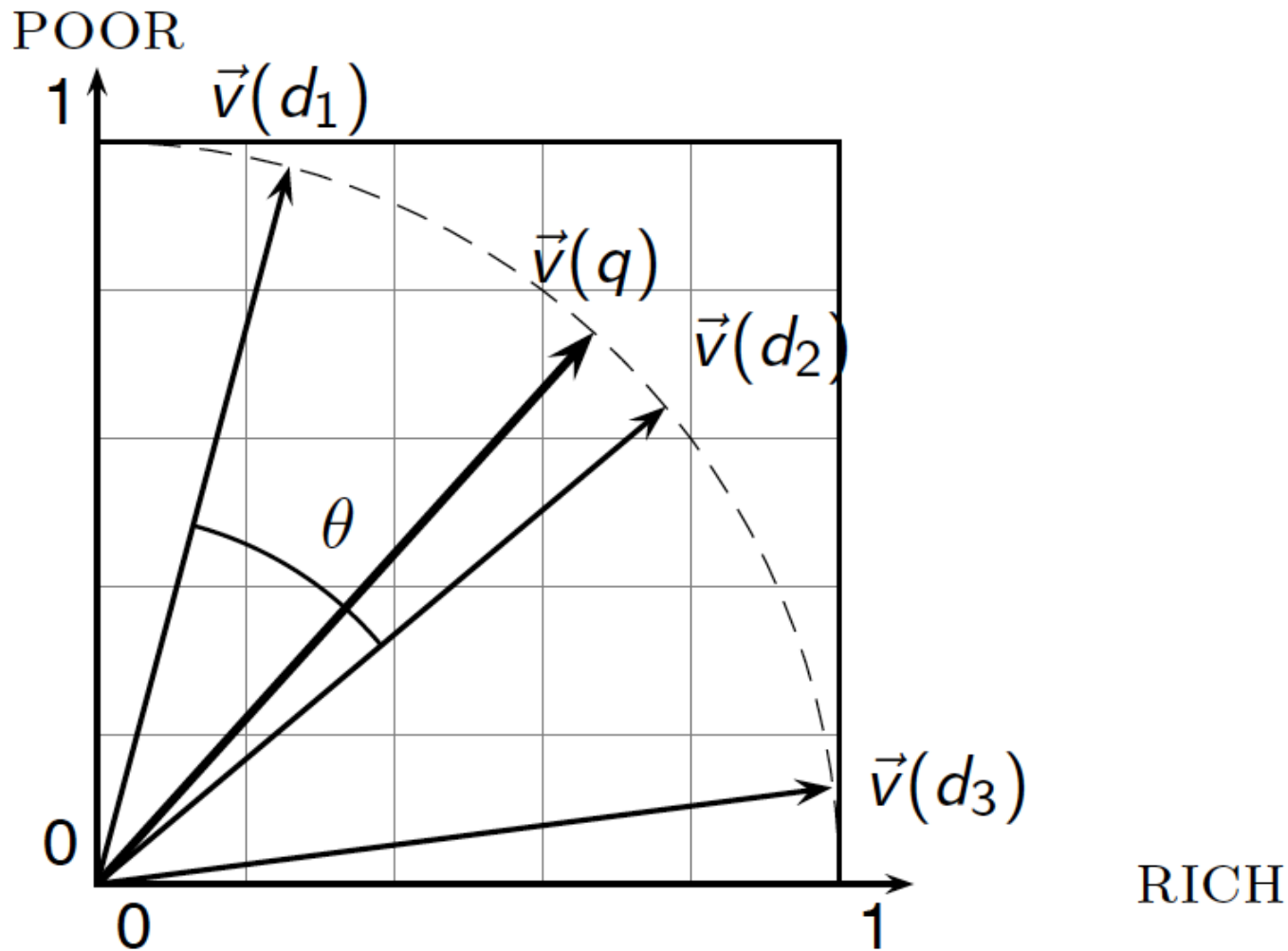
Cosine for length-normalized vectors

- For length-normalized vectors, cosine similarity is simply the dot product (or scalar product):

$$\cos(\vec{q}, \vec{d}) = \vec{q} \cdot \vec{d} = \sum_{i=1}^{|\mathcal{V}|} q_i d_i$$

for q, d length-normalized.

Cosine similarity illustrated





Cosine similarity among 3 documents

How similar are the novels

SaS: *Sense and Sensibility*

PaP: *Pride and Prejudice*, and

WH: *Wuthering Heights*?

term	SaS	PaP	WH
affection	115	58	20
jealous	10	7	11
gossip	2	0	6
wuthering	0	0	38

Term frequencies (counts)

Note: To simplify this example, we don't do idf weighting.



3 document example (cont'd)

Log frequency weighting

term	SaS	PaP	WH
affection	3.06	2.76	2.30
jealous	2.00	1.85	2.04
gossip	1.30	0	1.78
wuthering	0	0	2.58

After length normalization

term	SaS	PaP	WH
affection	0.789	0.832	0.524
jealous	0.515	0.555	0.465
gossip	0.335	0	0.405
wuthering	0	0	0.588

$$\cos(\text{SaS}, \text{PaP}) \approx$$

$$0.789 \times 0.832 + 0.515 \times 0.555 + 0.335 \times 0.0 + 0.0 \times 0.0$$

$$\approx 0.94$$

$$\cos(\text{SaS}, \text{WH}) \approx 0.79$$

$$\cos(\text{PaP}, \text{WH}) \approx 0.69$$



Computing cosine scores

COSINESCORE(q)

```
1  float Scores[N] = 0
2  float Length[N]
3  for each query term  $t$ 
4  do calculate  $w_{t,q}$  and fetch postings list for  $t$ 
5      for each pair( $d, tf_{t,d}$ ) in postings list
6      do  $Scores[d] += w_{t,d} \times w_{t,q}$ 
7  Read the array  $Length$ 
8  for each  $d$ 
9  do  $Scores[d] = Scores[d] / Length[d]$ 
10 return Top  $K$  components of  $Scores[]$ 
```

tf-idf weighting has many variants

Term frequency		Document frequency		Normalization	
n (natural)	$tf_{t,d}$	n (no)	1	n (none)	1
l (logarithm)	$1 + \log(tf_{t,d})$	t (idf)	$\log \frac{N}{df_t}$	c (cosine)	$\frac{1}{\sqrt{w_1^2 + w_2^2 + \dots + w_M^2}}$
a (augmented)	$0.5 + \frac{0.5 \times tf_{t,d}}{\max_t(tf_{t,d})}$	p (prob idf)	$\max\{0, \log \frac{N - df_t}{df_t}\}$	u (pivoted unique)	$1/u$
b (boolean)	$\begin{cases} 1 & \text{if } tf_{t,d} > 0 \\ 0 & \text{otherwise} \end{cases}$			b (byte size)	$1/CharLength^\alpha$, $\alpha < 1$
L (log ave)	$\frac{1 + \log(tf_{t,d})}{1 + \log(\text{ave}_{t \in d}(tf_{t,d}))}$				

Columns headed ‘n’ are acronyms for weight schemes.

Quick Question: Why is the base of the log in idf immaterial?

Weighting may differ in queries vs documents



- Many search engines allow for different weightings for queries vs. documents
- SMART Notation: denote combination used with the notation *ddd.qqq*, using acronyms from previous table
- A very standard weighting scheme is **Inc.Itc**
- Document: logarithmic tf (**l** as first character), **no** idf and **c**osine normalization
- Query: logarithmic tf (**l** in leftmost column), idf (**t** in second column), and **c**osine normalization

A bad idea?

tf-idf example: Inc.Itc



Document: *car insurance auto insurance*

Query: *best car insurance*

Term	Query						Document				Prod
	tf-raw	tf-wt	df	idf	wt	n'lize	tf-raw	tf-wt	wt	n'lize	
auto	0	0	5000	2.3	0	0	1	1	1	0.52	0
best	1	1	50000	1.3	1.3	0.34	0	0	0	0	0
car	1	1	10000	2.0	2.0	0.52	1	1	1	0.52	0.27
insurance	1	1	1000	3.0	3.0	0.78	2	1.3	1.3	0.68	0.53

Quick Question: what is N , the number of docs?

$$\text{Doc length} = \sqrt{1^2 + 0^2 + 1^2 + 1.3^2} \approx 1.92$$

$$\text{Score} = 0 + 0 + 0.27 + 0.53 = 0.8$$

Summary and algorithm: Vector space ranking



1. Represent the query as a weighted tf-idf vector
2. Represent each document as a weighted tf-idf vector
3. Compute the cosine similarity score for the query vector and each document vector
4. Rank documents with respect to the query by score
5. Return the top K (e.g., $K = 10$) to the user

Resources for today's lecture



- IIR 6.2 – 6.4.3
- <http://www.miislita.com/information-retrieval-tutorial/cosine-similarity-tutorial.html>
 - Term weighting and cosine similarity tutorial for SEO folk!