

TEACHER REPORT

Name of Teacher	SONG YAHUI
Module	TIC2701-Principles of Programming Languages (TUTORIAL)
Academic Year/Sem	2020/2021 - SEM 1
Department	DEAN'S OFFICE (SCALE)
Faculty	SCHOOL OF CONTINUING & LIFELONG EDN

Raters	Student
Responded	7
Invited	24
Response Ratio	29%

Note:

Class Size = Invited; Response Size = Responded; Response Rate = Response Ratio

A. GUIDELINES FOR INTERPRETING THE REPORT

The teacher evaluation report is for developmental purposes and is meant to help identify strengths and areas for improvement. Please consider the following recommendations that will aid in interpreting the results:

1. Examine the report by taking note of patterns in order to consider how best to act on the feedback your students have taken the time to provide. Use the reflection section at the end to reflect upon how you might act on the feedback.
2. These evaluations stem from student perception and thus constitute one source of evidence among others as to the quality of your teaching. Any response to the feedback should be based on the most representative results rather than on outlying responses.
3. Upon getting a general sense as to what has gone well, and which areas may require attention and improvement, it is important to drill down to the related questions. These questions can help guide future action if feedback from students suggest areas for improvement.
4. Keep both the likert scale and written comments in mind while reading through the report. High scores (4+) suggest student consensus indicating a strength. On the other hand, low scores (2-) should be considered as an area that requires immediate developmental focus based on student feedback.

B. NOMINATION FOR TEACHING AWARDS

	Response Count
I would like to nominate SONG YAHUI for teaching awards	4

Comment
- Good explanation
- Good teacher, smart, patient, detail-oriented
- She has dedication towards her teaching
- She is really very helpful and dedicated

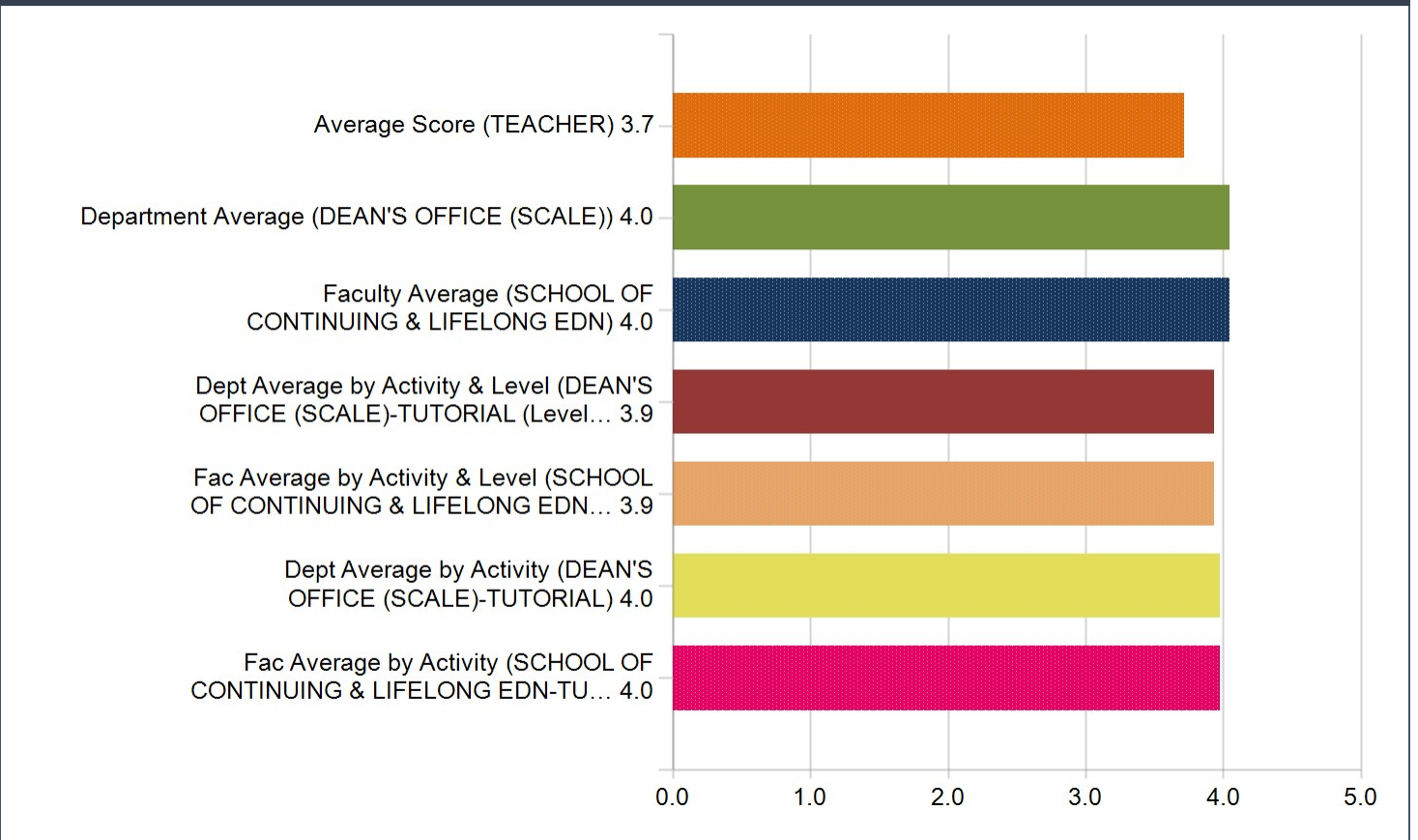
C. STUDENT FEEDBACK SCORES

(i) Rating Score

Question	Average Score (TEACHER)		Department Average (DEAN'S OFFICE (SCALE))		Faculty Average (SCHOOL OF CONTINUING & LIFELONG EDN)	
	Mean	Standard Deviation	Mean	Standard Deviation	Mean	Standard Deviation
Overall, the teacher is effective.	3.7	1.4	4.0	0.9	4.0	0.9

Question	Average Score (TEACHER)	Dept Average by Activity & Level (DEAN'S OFFICE (SCALE)-TUTORIAL (Level 2000))	Fac Average by Activity & Level (SCHOOL OF CONTINUING & LIFELONG EDN-TUTORIAL (Level 2000))	Dept Average by Activity (DEAN'S OFFICE (SCALE)-TUTORIAL)	Fac Average by Activity (SCHOOL OF CONTINUING & LIFELONG EDN-TUTORIAL)
	Mean	Mean	Mean	Mean	Mean
Overall, the teacher is effective.	3.7	3.9	3.9	4.0	4.0

Overall, the teacher is effective



Question	Average Score (TEACHER)		Department Average (DEAN'S OFFICE (SCALE))		Faculty Average (SCHOOL OF CONTINUING & LIFELONG EDN)	
	Mean	Standard Deviation	Mean	Standard Deviation	Mean	Standard Deviation
The teacher has enhanced my thinking ability.	3.6	1.3	4.0	0.8	4.0	0.8
The teacher provided timely and useful feedback.	3.9	1.5	4.0	0.9	4.0	0.9
The teacher has increased my interest in the subject.	3.7	1.4	4.0	0.9	4.0	0.9
Average of Q1-Q3	3.7	1.3	4.0	-	4.0	-

Question	Average Score (TEACHER)	Dept Average by Activity & Level (DEAN'S OFFICE (SCALE)- TUTORIAL (Level 2000))	Fac Average by Activity & Level (SCHOOL OF CONTINUING & LIFELONG EDN- TUTORIAL (Level 2000))	Dept Average by Activity (DEAN'S OFFICE (SCALE)- TUTORIAL)	Fac Average by Activity (SCHOOL OF CONTINUING & LIFELONG EDN- TUTORIAL)
	Mean	Mean	Mean	Mean	Mean
The teacher has enhanced my thinking ability.	3.6	3.9	3.9	4.0	4.0
The teacher provided timely and useful feedback.	3.9	3.9	3.9	4.0	4.0
The teacher has increased my interest in the subject.	3.7	3.9	3.9	3.9	3.9
Average of Q1-Q3	3.7	3.9	3.9	4.0	4.0

Department Specific Questions

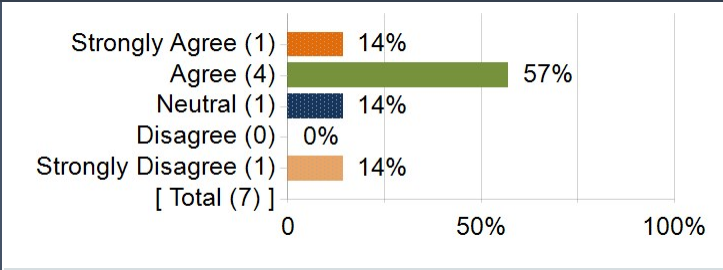
Question	Average Score (TEACHER)		Department Average (DEAN'S OFFICE (SCALE))	
	Mean	Standard Deviation	Mean	Standard Deviation
The teacher has enabled me to attain the expected learning outcomes of the module.	3.7	1.3	4.0	0.8

Question	Average Score (TEACHER)		Department Average (DEAN'S OFFICE (SCALE))	
	Mean	Standard Deviation	Mean	Standard Deviation
The teacher's teaching was clear, understandable and engaging.	3.7	1.3	4.0	0.9

Question	Average Score (TEACHER)		Department Average (DEAN'S OFFICE (SCALE))	
	Mean	Standard Deviation	Mean	Standard Deviation
The teacher has enhanced my ability to learn independently.	3.7	1.3	4.0	0.8

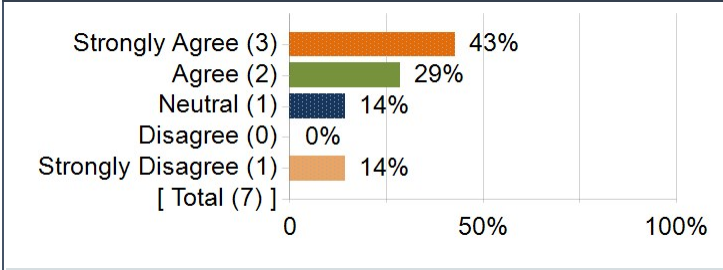
(ii) Distribution of Responses and Additional Statistics

1. The teacher has enhanced my thinking ability.



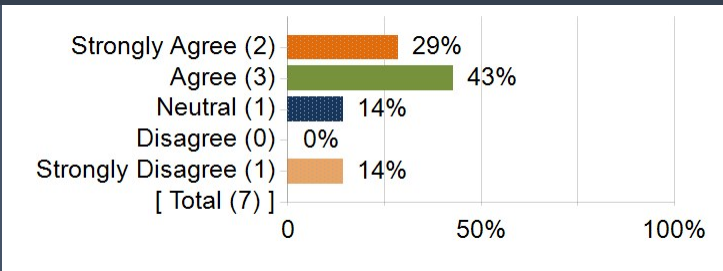
Statistics	Value
Response Count	7
Mean	3.6
Median	4.0
Mode	4
80th Percentile	4.0
Standard Deviation	1.3
Positive Feedback	71%

2. The teacher provided timely and useful feedback.



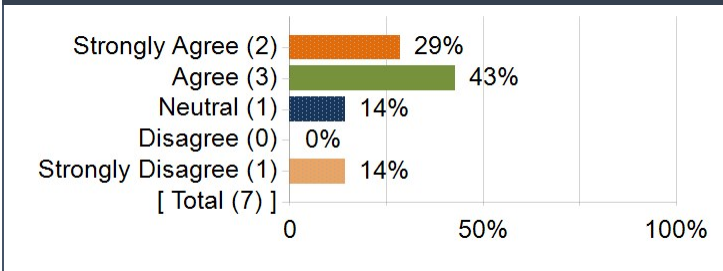
Statistics	Value
Response Count	7
Mean	3.9
Median	4.0
Mode	5
80th Percentile	5.0
Standard Deviation	1.5
Positive Feedback	71%

3. The teacher has increased my interest in the subject.



Statistics	Value
Response Count	7
Mean	3.7
Median	4.0
Mode	4
80th Percentile	4.8
Standard Deviation	1.4
Positive Feedback	71%

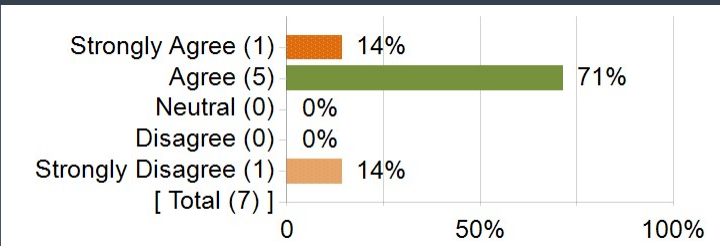
4. Overall, the teacher is effective.



Statistics	Value
Response Count	7
Mean	3.7
Median	4.0
Mode	4
80th Percentile	4.8
Standard Deviation	1.4
Positive Feedback	71%

The teacher has enabled me to attain the expected learning outcomes of the module.

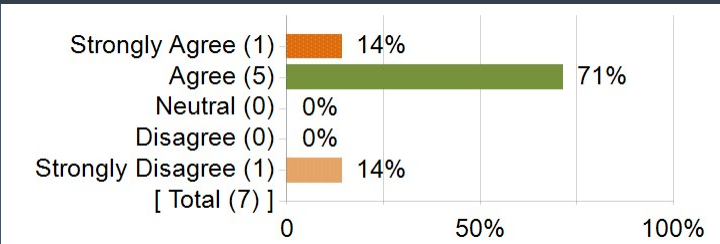
The teacher has enabled me to attain the expected learning outcomes of the module.



Statistics	Value
Response Count	7
Mean	3.7
Median	4.0
Mode	4
80th Percentile	4.0
Standard Deviation	1.3
Positive Feedback	86%

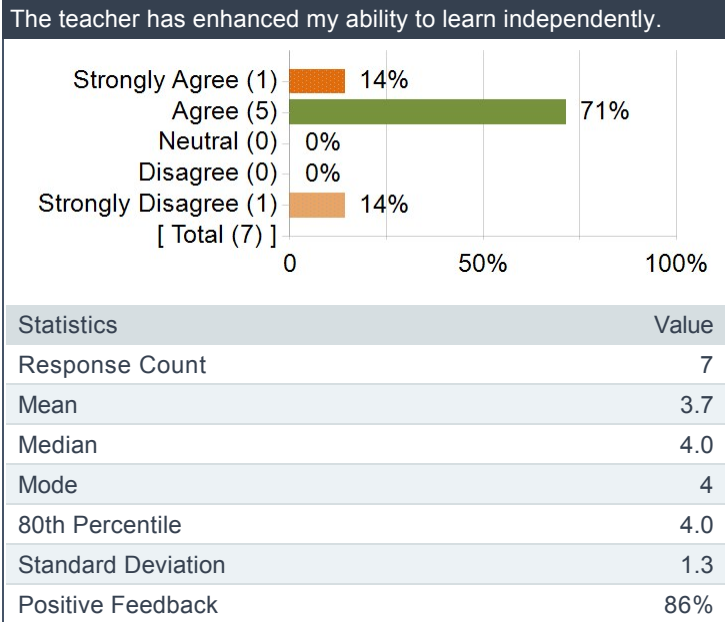
The teacher's teaching was clear, understandable and engaging.

The teacher's teaching was clear, understandable and engaging.

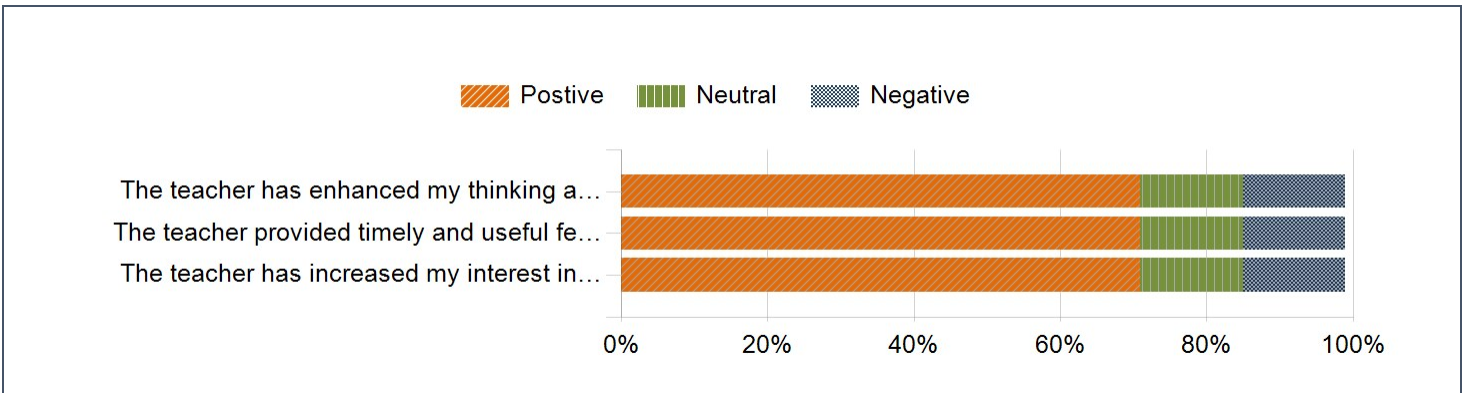


Statistics	Value
Response Count	7
Mean	3.7
Median	4.0
Mode	4
80th Percentile	4.0
Standard Deviation	1.3
Positive Feedback	86%

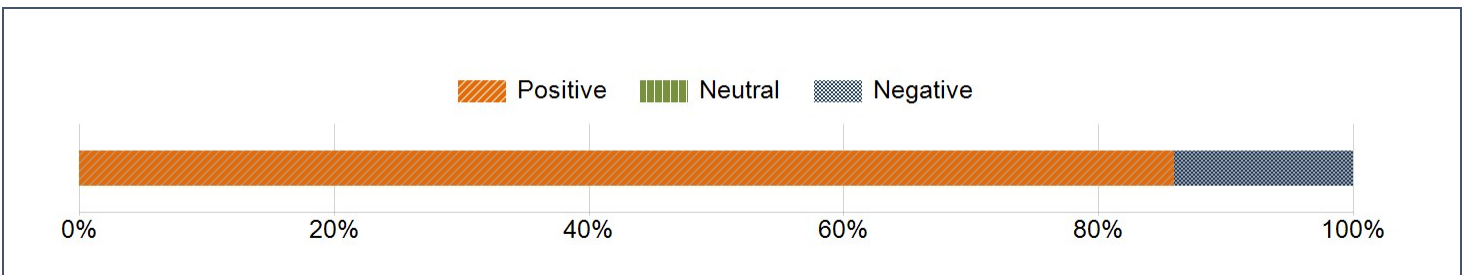
The teacher has enhanced my ability to learn independently.



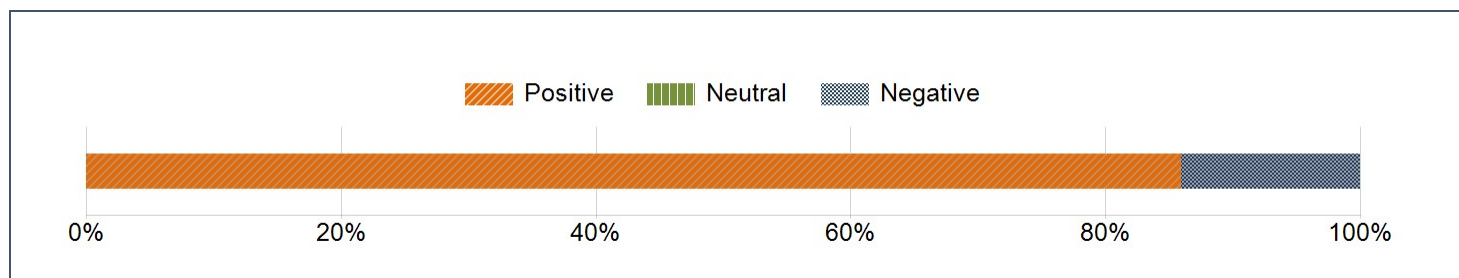
(iii) Scale Distribution of Responses



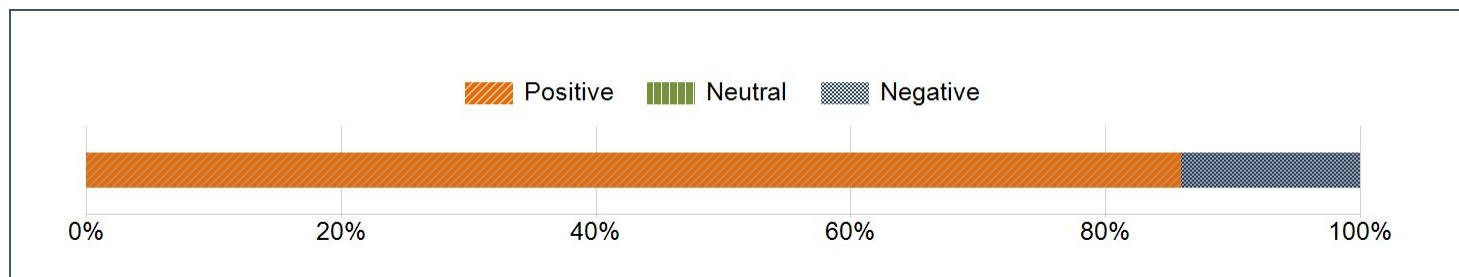
The teacher has enabled me to attain the expected learning outcomes of the module.



The teacher's teaching was clear, understandable and engaging.



The teacher has enhanced my ability to learn independently.



(iv) Rating Scores vs. Gender

Question	M	F	Overall
The teacher has enhanced my thinking ability.	3.6	3.5	3.6
The teacher provided timely and useful feedback.	4.0	3.5	3.9
The teacher has increased my interest in the subject.	3.8	3.5	3.7

D. STRENGTHS

What are SONG YAHUI's strengths?

Comments
Very detailed and patient, also solve things very fast
N/A
Yahui is really really helpful when it comes to replying emails and answering my questions. The content itself for this module is very challenging but she tried very hard in tutorial to explain which is very impressive. All in all, she really give her best to teach this very difficult module.

E. AREAS FOR IMPROVEMENT

What improvements would you suggest to SONG YAHUI?

Comments
Schedule handling too rush. No experience on certain language. Still spending time doing debugging during tutorial session. Teaching and presentation skill need improved. The online teaching are messy keep moving or changing the window. This module and tutorial teaching quality is really worth for money about S\$2000. Thank you.
Nothing, she is really very dedicated

F. SELF-REFLECTION

1. When comparing these results to the previous year's results, what areas have shown improvement?
2. What areas remain to be improved and what are the necessary steps / actions to do so?
3. Are there colleagues who could potentially guide me?
4. Are there issues that require departmental or institutional support?